

TOOLS & SOLUTIONS

General Parts

Katalogauszug




General Parts

INDEX

Collet P.55~56

CHC	CHG	CHH	CHM
CHS	K-252	K-253	NKM6




Collet Nut P.56

CHN-6

Motor · Motor Cord · Foot Pedal etc. P.57~59

Handpiece Stand · Handpiece Holder etc. P.59

Head Cover, Carbon Brush



PRESTO II · FINE BELT SANDER Parts P.59

OIL P.60



AIR LINE KIT P.60



Electrically Driven

EmaxEVO
ESPERT

Air Driven

ROTUS
IMPULSE
PRESTO

General Parts

GENERAL
PARTS

CAUTION


Exclusive Tools

EXCLUSIVE
TOOLS

INDEX

Protective
Equip.


Hose · Filter Joint P.60



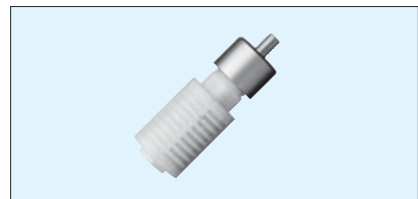
Grindstone Axis P.60



Spanner · Wrench P.61



Silencer P.62



Electrically Driven

Emax,EVO
ESPRT

Air Driven

ROTUS
IMPULSE
PRESTO

General Parts

GENERAL
PARTS

CAUTION


Exclusive Tools

EXCLUSIVE
TOOLS

INDEX

Protective
Equip.


CHG Group



Fit to
HG-200 · EHG-400

Code No.	Model	Inside Diameter d
91105	CHG-0.5	0.5
91106	CHG-0.6	0.6
91107	CHG-0.7	0.7
91108	CHG-0.8	0.8
91109	CHG-0.9	0.9
91110	CHG-1.0	1.0
91111	CHG-1.1	1.1
91112	CHG-1.2	1.2
91113	CHG-1.3	1.3
91114	CHG-1.4	1.4
91115	CHG-1.5	1.5
91116	CHG-1.6	1.6
91117	CHG-1.7	1.7
91118	CHG-1.8	1.8
91119	CHG-1.9	1.9
91120	CHG-2.0	2.0
91121	CHG-2.1	2.1
91122	CHG-2.2	2.2
91123	CHG-2.3	2.3
91124	CHG-2.4	2.4
91125	CHG-2.5	2.5
91126	CHG-2.6	2.6
91127	CHG-2.7	2.7
91128	CHG-2.8	2.8
91129	CHG-2.9	2.9
91130	CHG-3.0	3.0
91131	CHG-3.1	3.1
91132	CHG-3.2	3.2
91133	CHG-3.3	3.3
91134	CHG-3.4	3.4
91135	CHG-3.5	3.5
91136	CHG-3.6	3.6
91137	CHG-3.7	3.7
91138	CHG-3.8	3.8
91139	CHG-3.9	3.9
91140	CHG-4.0	4.0
91141	CHG-4.1	4.1
91142	CHG-4.2	4.2
91143	CHG-4.3	4.3
91144	CHG-4.4	4.4
91145	CHG-4.5	4.5
91146	CHG-4.6	4.6
91147	CHG-4.7	4.7
91148	CHG-4.8	4.8
91149	CHG-4.9	4.9
91150	CHG-5.0	5.0
91151	CHG-5.1	5.1
91152	CHG-5.2	5.2
91153	CHG-5.3	5.3
91154	CHG-5.4	5.4
91155	CHG-5.5	5.5
91156	CHG-5.6	5.6
91157	CHG-5.7	5.7
91158	CHG-5.8	5.8
91159	CHG-5.9	5.9
91160	CHG-6.0	6.0
91190	CHG-0.73	0.73
91192	CHG-2.35	2.35
91193	CHG-3.175	3.175
91194	CHG-4.76	4.76
91196	CHG-6.35	6.35


CHC Group



Fit to
IC-300 · KC-300 · EIC-300 · EKC-300

Code No.	Model	Inside Diameter d
90416	CHC-1.6	ø1.6
90492	CHC-2.35	ø2.35
90430	CHC-3.0	ø3.0
90493	CHC-3.175	ø3.175

CHH Group



Fit to
IH-300 · IR-310 · EHR-500 · EHR-401 · EHL-401

Code No.	Model	Inside Diameter d
90603	CHH-0.3	0.3
90604	CHH-0.4	0.4
90605	CHH-0.5	0.5
90606	CHH-0.6	0.6
90607	CHH-0.7	0.7
90608	CHH-0.8	0.8
90609	CHH-0.9	0.9
90610	CHH-1.0	1.0
90611	CHH-1.1	1.1
90612	CHH-1.2	1.2
90613	CHH-1.3	1.3
90614	CHH-1.4	1.4
90615	CHH-1.5	1.5
90616	CHH-1.6	1.6
90617	CHH-1.7	1.7
90618	CHH-1.8	1.8
90619	CHH-1.9	1.9
90620	CHH-2.0	2.0
90621	CHH-2.1	2.1
90622	CHH-2.2	2.2
90623	CHH-2.3	2.3
90624	CHH-2.4	2.4
90625	CHH-2.5	2.5
90626	CHH-2.6	2.6
90627	CHH-2.7	2.7
90628	CHH-2.8	2.8
90629	CHH-2.9	2.9
90630	CHH-3.0	3.0
90692	CHH-2.35	2.35
90693	CHH-3.175	3.175

Electrically Driven

E-maxEVO
ESPERT

Air Driven

ROTUS
IMPULSE
PRESTO

General Parts

GENERAL
PARTS

CAUTION


Exclusive Tools

EXCLUSIVE
TOOLS

INDEX

Protective
Equip.

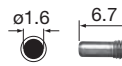
CHM Group



Fit to _____
BMH-300

Code No.	Model	Inside Diameter d
90910	CHM-1.0	ø1.0
90916	CHM-1.6	ø1.6
90920	CHM-2.0	ø2.0
90992	CHM-2.35	ø2.35
90930	CHM-3.0	ø3.0
90993	CHM-3.175	ø3.175


K-253



Fit to _____
MFC-300M

Code No.	Model	Inside Diameter d
90016	K-253	ø1.6

CHS Group



Fit to _____
ERA-270 · IMPULSE SERIES

Code No.	Model	Inside Diameter d
90508	CHS-0.8	ø0.8
90509	CHS-0.9	ø0.9
90510	CHS-1.0	ø1.0
90511	CHS-1.1	ø1.1
90512	CHS-1.2	ø1.2
90513	CHS-1.3	ø1.3
90514	CHS-1.4	ø1.4
90515	CHS-1.5	ø1.5
90516	CHS-1.6	ø1.6
90517	CHS-1.7	ø1.7
90518	CHS-1.8	ø1.8
90519	CHS-1.9	ø1.9
90520	CHS-2.0	ø2.0
90521	CHS-2.1	ø2.1
90522	CHS-2.2	ø2.2
90523	CHS-2.3	ø2.3
90592	CHS-2.35	ø2.35
90524	CHS-2.4	ø2.4
90525	CHS-2.5	ø2.5
90526	CHS-2.6	ø2.6
90527	CHS-2.7	ø2.7
90528	CHS-2.8	ø2.8
90529	CHS-2.9	ø2.9
90530	CHS-3.0	ø3.0
90593	CHS-3.175	ø3.175

Collet Nut CHN-6

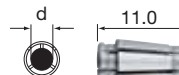


Fit to : NKM6 Group

Fit to _____
IG-400

Code No.	Model	Fit to
2104	CHN-6	NKM6 Group

NKM6 Group (NK Micron Collet)

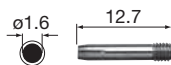


Fit to : CHN-6

Fit to _____
IG-400

Code No.	Model	Inside Diameter d
92030	NKM6-2.35	ø2.35
92092	NKM6-3.0	ø3.0
92093	NKM6-3.175	ø3.175

K-252





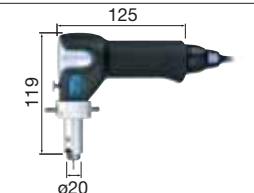
Fit to _____
MFC-300S

Code No.	Model	Inside Diameter d
90316	K-252	ø1.6


Electrically Driven
EmanEVO ESPERT
Air Driven
ROTUS IMPULSE PRESTO
General Parts
GENERAL PARTS
CAUTION
Exclusive Tools
EXCLUSIVE TOOLS
INDEX
Protective Equip.

<PARTS> MOTOR · MOTOR CORD




Emax **EVOLution** Motor

Product	Description	Code No.	Model	Fit to
 97 ø24.5	Standard Type Motor	8086	ENK-410S	Emax EVOLution NE249
 108 ø28.4	Torque Type Motor	8087	ENK-250T	Emax EVOLution NE249
 125 119 ø20	LUSTER	1483	NLS-110	Emax EVOLution NE249




Emax **EVOLution** Motor Cord

Product	Description	Code No.	Model	Fit to	Switch color
	Straight Cord : 1.5m <with Switch>	8088	ENKCD-410S	ENK-410S (Standard Type Motor)	Blue
		8089	ENKCD-250T	ENK-250T (Torque Type Motor)	Green

ELECTER **E-max** Motor

Product	Description	Code No.	Model	Fit to
 97 ø24.5	Standard Type Motor	8003	NK-351	ELECTER E-max NE129
 97 ø28.4	Torque Type Motor	8012	NK-261	ELECTER E-max NE129
 115 ø28.4	Super Torque Type Motor	8022	NK-151	ELECTER E-max NE129

ELECTER **E-max** Motor Cord

Product	Description	Code No.	Model	Fit to	Switch color
	Coiled Cord : 1.5m <with Switch>	8004	NCL-351C	NK-351 (Standard Type Motor)	Blue
		8013	NCL-261C	NK-261 (Torque Type Motor)	Green
		8023	NCL-151C	NK-151 (Super Torque Type Motor)	Gray
	Straight Cord : 2m <with Switch>	8005	NCL-351S	NK-351 (Standard Type Motor)	Blue
		8014	NCL-261S	NK-261 (Torque Type Motor)	Green
		8024	NCL-151S	NK-151 (Super Torque Type Motor)	Gray
	Extension Straight Cord : 3m	8051	NCL-EXT	ELECTER E-max Motor (All Kinds)	

Electrically Driven

EmaxEVO ESPERT

Air Driven

ROTUS IMPULSE PRESTO

General Parts

GENERAL PARTS

CAUTION


Exclusive Tools

EXCLUSIVE TOOLS




INDEX

Protective Equip.

■ Espert 500 Motor Cord




Product	Description	Code No.	Model	Fit to
	Espert 500 Compact Motor Cord	9093	ENKCD-50C	ENK-500C
	Espert 500 Torque Motor Cord	9094	ENKCD-50T	ENK-500T

<Power Source Plug>





Plug Type	Main Usable Area	Product	Code No.	Model	Fit to
For 100V (A type)	For Japan		1484	K-269	Controller Emax EVOLution
			8057	U403013	Controller ELECTER / ESPERT
For 120V (B type)	For U.S.A. and Canada		1485	U508013A001	Controller Emax EVOLution
			7728	U166A013A	Controller ELECTER / ESPERT
For 230V (D type)	For Europe		1486	U508014A	Controller Emax EVOLution
			7729	U260414	Controller ELECTER / ESPERT

- Electrically Driven
 - Emax EVO
 - ESPERT
- Air Driven
 - ROTUS
 - IMPULSE
 - PRESTO
- General Parts
 - GENERAL PARTS
- CAUTION
- Exclusive Tools
 - EXCLUSIVE TOOLS
- INDEX
- Protective Equip.



■ Foot Pedal

Product	Description	Code No.	Model	Fit to
	Foot Controller ON-OFF and speed change can be accomplished.	8106	FC-64	Controller Emax EVolution NE249
	Foot Pedal ON-OFF and speed change can be accomplished.	1440	FC-40	Controller ELECTER E-max NE129 · ESPERT 500 NE96
	Foot Controller	1064	AFC-45	ROTUS · Air Line Kit AL-H1207F
		1124	AFC-40	PRESTO II PR2-06


■ Handpiece Stand, Handpiece Holder & Head Cover

Product	Description	Code No.	Model	Fit to
	Handpiece Stand	8104	K-274	Emax EVolution · ELECTER E-max · SHEENUS neo ESPERT 500
	Handpiece Holder	8107	K-273	Controller Emax EVolution NE249
		8050	HH-01	Controller ELECTER E-max NE129
	Head Cover	1043	CNA	IMPULSE



■ Carbon Brush (each 2 pcs.)

Product	Description	Code No.	Model	Fit to
	Carbon Brush	1424	E023011	NK-351 · NK-350 · NK-804T
		1425	E037011	NK-151 · NK-261 · NK-150 · ET II NK-260N

■ PRESTO II Parts

Product	Description	Code No.	Model	Fit to
	PRESTO II Cartridge	1120	PR-03	PRESTO II

■ FINE BELT SANDER Parts

Product	Description	Code No.	Model	Fit to
	Tension Pulley	1103	TP-12A	FINE BELT SANDER KBS-101 · EBS-101
	Tension Pulley Assembly	1104	TPA-12A	FINE BELT SANDER KBS-101 · EBS-101

Electrically Driven

EmaxEVO
ESPERT

Air Driven

ROTUS
IMPULSE
PRESTO

General Parts

GENERAL
PARTS

CAUTION



Exclusive Tools

EXCLUSIVE
TOOLS




INDEX

Protective
Equip.




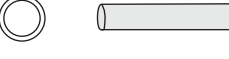
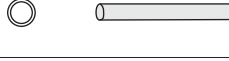

■ Oil List

Product	Description	Code No.	Model	Fit to
	Lubricating Oil (70cc)	1057	K-211	Air Line Kit AL-H1206 · AL-H1207F
	Lubricating Oil (1L)	1058	K-202	



■ Air Line Kit

Product	Description	Code No.	Model	Fit to
	Air Line Kit (ø6 joint / Filter Mesh 5 µm)	4506	AL-H1206	IMPULSE
	Air Line Kit (ø6 joint / Filter Mesh 5 µm)	4507	AL-H1207F	ROTUS *This air line kit is designed for use with the AFC-45 foot controller, Code No.1064 (P.59).
	PRESTO II Air Line Kit (w/o Lubricator / Filter Mesh 5 µm)	1126	PR2-06	PRESTO II

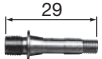
■ Hose List

Product	Description	Code No.	Model	Fit to
	Hose 2m (INLET)	2027	K-206	ROTUS IM-301
	Hose 2m (INLET, Chip Air Mechanism)	2020	K-207	ROTUS IM-300
	Hose 1.5m	1038	K-213	IMPULSE
	Hose for Piping 2m (ø6.0)	2041	K-237	PRESTO II
	Turbine Hose 2m (ø5.1)	2042	K-238	PRESTO II
	Hose for Piping 2m with Metal Fitting	2070	K-275	For Air Line Kit

■ Filter Joint

Product	Description	Code No.	Model	Fit to
	Filter Joint (for ø6 Quick Disconnecting Joint)	2038	FJ-01	(For K-206 Hose) (For K-207 Hose)
	Filter Joint (for ø6 Quick Disconnecting Joint)	2039	FJ-02	(For K-213 Hose)

■ Grindstone Axis

Product	Description	Code No.	Model	Fit to
	Grindstone Axis (for Cup Wheel & Rubber Pad)	1045	NCH-01	IMPULSE

Electrically Driven

EmatEVO ESPERT

Air Driven

ROTUS
IMPULSE
PRESTO

General Parts

GENERAL PARTS

CAUTION






Exclusive Tools

EXCLUSIVE TOOLS

INDEX

Protective Equip.

■ Spanner · Wrench List

Product	Description	Code No.	Model	Fit to
	Chuck Wrench	2006	K-232	MFC-300S · MFC-300M
	Chuck Wrench	2007	K-231	IC-300 · KC-300 · EIC-300 · EKC-300
	Spanner 4 x 7 (for K-231)	2068	—	IC-300 · KC-300 · EIC-300 · EKC-300
	Bar Wrench (72 mm)	2013	K-212	HG-200 · HA-500 · EHG-400 · IMPULSE
	Bar Wrench	2067	PCR-30	IG-400
	Spanner 6 x 4.5	2001	—	BMH-300
	Spanner 7 x 5.1	2009	—	IH-300 · IR-310 · BMH-300 · EHR-500 · EHR-401 EHL-401 · ERA-270
	Spanner 8 x 5	2012	—	ERA-270 · IMPULSE
	Spanner 9 x 9	2064	—	IG-400
	Spanner 10 x 10	2008	—	HG-200 · EHG-400
	Spanner 15 x 17 (Length 115mm)	2048	—	IG-400
	Spanner 16 x 18 (Length 125mm)	2047	—	SLS-16
	Spanner 20 x 24 (Length 150mm)	2018	—	SLS-16 · EIC-300 · EKC-300 · ERA-270 · ECN-011
	Pin Spanner	2014	K-233	NK-351 · ENK-410S · IH-300 · IR-310 · HG-200 · BMH-300 MFC-300S · MFC-300M · IC-300 · KC-300 · RG-01 · RG-02 CN-01 · EHR-500 · EHL-401 · ERG-01B · ERG-01 · IM-301 · IM-300
	Pin Spanner	2002	T-751	PRESTO II
	Spanner with Handle (8mm)	2016	K-248	Length : 104 mm
	Spanner with Handle (10mm)	2017	K-249	Length : 105 mm
	L Shaped Spanner (9mm)	2055	—	EHR-500 · IR-310
	Allen Wrench (1.5mm)*	—	—	ML-8 · EML-8 · SLS-16 · IMPULSE
	Allen Wrench (2mm)*	—	—	NLS-110 · LS-100 · NLS-100 · ELS-100
	Allen Wrench (3mm)*	—	—	KBS-101 · NLS-110 · NLS-100 · LS-100 · ELS-100 · EBS-101

*Available in the market

Electrically Driven

E-maxEVO
ESPERT

Air Driven

ROTUS
IMPULSE
PRESTO

General Parts

GENERAL
PARTS

CAUTION

Exclusive Tools

EXCLUSIVE
TOOLS

INDEX

Protective
Equip.

■ Silencer

Product	Description	Code No.	Model	Fit to
	Silencer Large (with Metal Fitting)	1060	K-209	ROTUS
	Silencer Small (with Metal Fitting)	1061	K-208	IMPULSE

- Electrically Driven
EmanEVO
ESPERT
- Air Driven
ROTUS
IMPULSE
PRESTO
- General Parts
GENERAL PARTS
- CAUTION
- Exclusive Tools
EXCLUSIVE TOOLS
- INDEX
- Protective Equip.

www.klingseisen.de

Kontaktieren Sie

[unser Team:](#)



Brunnenstraße 2 · 78554 Aldingen

Tel. +49 (0)7424 98192-0 · Fax +49 (0)7424 84601 · info@klingseisen.de