

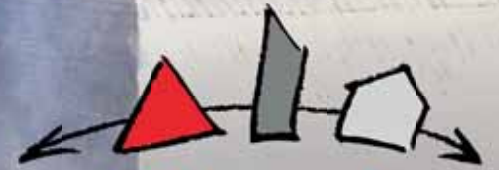
Machining With ISCAR

FLASHTOOLING

ECO LINE

METRIC & INCH VERSION

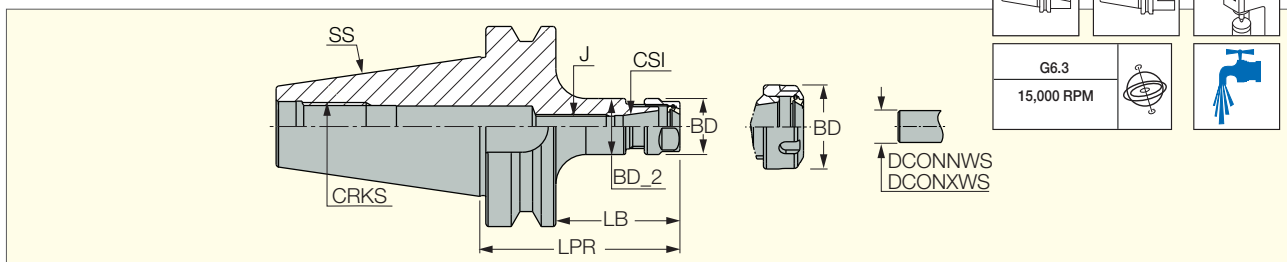
ISCAR



eka Klingseisen
Werkzeuge & Maschinen



BT-ER-FL (form AD)
DIN6499 ER Collet Chucks



Item No.	Designation	SS	CSI	DCONNWS ⁽¹⁾	DCONXWS ⁽²⁾	LPR	LB	BD	BD_2	J	CRKS	kg
3338388	BT30 ER16X70 FL	30	ER16	1.00	10.00	70.00	48.00	28.00	28.00	M10X1.5	M12	0.60
3338389	BT30 ER16X100 FL	30	ER16	1.00	10.00	100.00	78.00	28.00	28.00	M10X1.5	M12	0.70
3338390	BT30 ER20X70 FL	30	ER20	1.00	13.00	70.00	48.00	34.00	36.00	M14X1.5	M12	0.65
3338391	BT30 ER25X70 FL	30	ER25	1.00	16.00	70.00	48.00	42.00	42.00	M18X1.5	M12	0.65
3338392	BT30 ER32X70 FL	30	ER32	2.00	20.00	70.00	48.00	50.00	-	M22X1.5	M12	0.70
3338393	BT40 ER16X63 FL	40	ER16	1.00	10.00	63.00	27.00	28.00	28.00	M10X1.5	M16	1.10
3338394	BT40 ER16X100 FL	40	ER16	1.00	10.00	100.00	73.00	28.00	28.00	M10X1.5	M16	1.30
3338395	BT40 ER16X160 FL	40	ER16	1.00	10.00	160.00	133.00	28.00	28.00	M10X1.5	M16	1.55
3338396	BT40 ER20X100 FL	40	ER20	1.00	13.00	100.00	73.00	34.00	36.00	M14X1.5	M16	1.40
3338397	BT40 ER25X60 FL	40	ER25	1.00	16.00	60.00	33.00	42.00	42.00	M18X1.5	M16	1.15
3338398	BT40 ER25X100 FL	40	ER25	1.00	16.00	100.00	73.00	42.00	42.00	M18X1.5	M16	1.55
3338399	BT40 ER32X70 FL	40	ER32	2.00	20.00	70.00	43.00	50.00	50.00	M22X1.5	M16	1.25
3338400	BT40 ER32X100 FL	40	ER32	2.00	20.00	100.00	73.00	50.00	50.00	M22X1.5	M16	1.70
3338401	BT40 ER32X160 FL	40	ER32	2.00	20.00	160.00	133.00	50.00	50.00	M22X1.5	M16	2.31
3338402	BT40 ER40X80 FL	40	ER40	3.00	26.00	80.00	53.00	63.00	-	M28X1.5	M16	1.35
3338403	BT50 ER16X100 FL	50	ER16	1.00	10.00	100.00	62.00	28.00	28.00	M10X1.5	M24	3.85
3338404	BT50 ER16X160 FL	50	ER16	1.00	10.00	160.00	122.00	28.00	28.00	M10X1.5	M24	4.10
3338405	BT50 ER20X100 FL	50	ER20	1.00	13.00	100.00	62.00	34.00	36.00	M14X1.5	M24	3.95
3338406	BT50 ER20X160 FL	50	ER20	1.00	13.00	160.00	122.00	34.00	36.00	M14X1.5	M24	4.30
3338407	BT50 ER25X100 FL	50	ER25	1.00	16.00	100.00	62.00	42.00	42.00	M18X1.5	M24	4.13
3338408	BT50 ER25X160 FL	50	ER25	1.00	16.00	160.00	122.00	42.00	42.00	M18X1.5	M24	4.50
3338409	BT50 ER32X100 FL	50	ER32	2.00	20.00	100.00	62.00	50.00	50.00	M22X1.5	M24	4.26
3338410	BT50 ER32X160 FL	50	ER32	2.00	20.00	160.00	122.00	50.00	50.00	M22X1.5	M24	4.70
3338411	BT50 ER32X200 FL	50	ER32	2.00	20.00	200.00	162.00	50.00	50.00	M22X1.5	M24	5.67
3338412	BT50 ER40X100 FL	50	ER40	3.00	26.00	100.00	62.00	63.00	63.00	M28X1.5	M24	4.40
3338413	BT50 ER40X160 FL	50	ER40	3.00	26.00	160.00	122.00	63.00	63.00	M28X1.5	M24	5.70

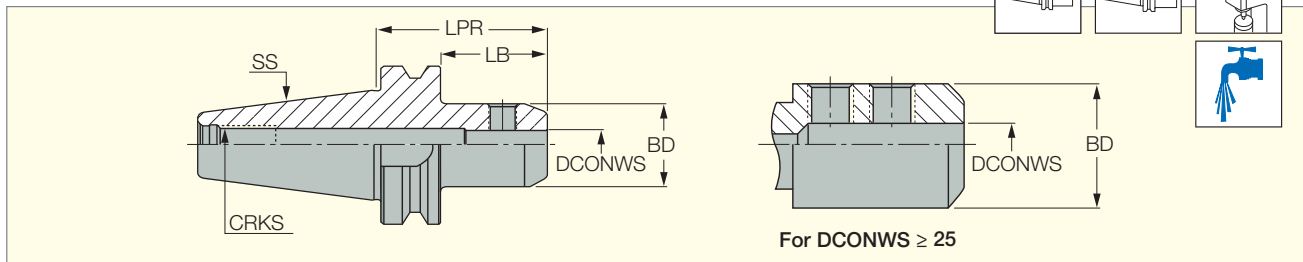
⁽¹⁾ Minimum diameter

⁽²⁾ Maximum diameter



BT-EM-FL (DIN 1835 Form B)

DIN6359 / DIN 1835 Form B Weldon Endmill Holders
with BT MAS-403 AD Tapered Shanks

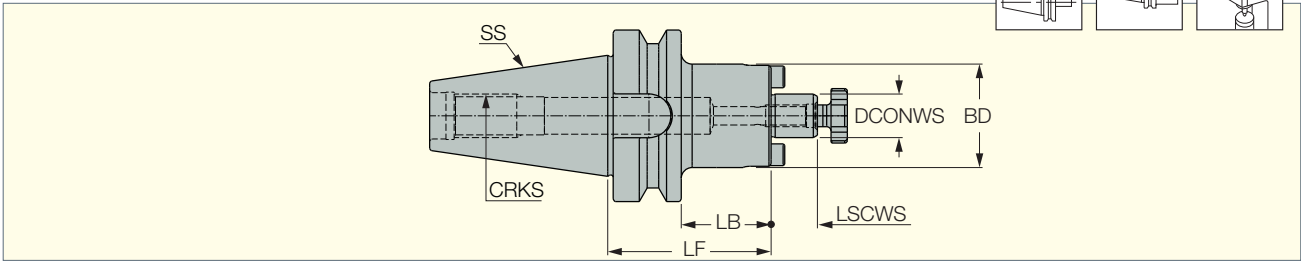
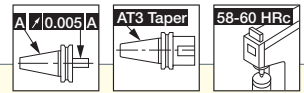


Item No.	Designation	SS	DCONWS	BD	LPR	LB	CRKS	
3338440	BT40 EM 6X50 FL	40	6.00	25.00	50.00	23.00	M16	1.05
3338441	BT40 EM 8X50 FL	40	8.00	28.00	50.00	23.00	M16	1.10
3338442	BT40 EM 10X63 FL	40	10.00	35.00	63.00	36.00	M16	1.25
3338443	BT40 EM 12X63 FL	40	12.00	42.00	63.00	36.00	M16	1.35
3338444	BT40 EM 16X63 FL	40	16.00	48.00	63.00	36.00	M16	1.40
3338445	BT40 EM 20X63 FL	40	20.00	52.00	63.00	36.00	M16	1.40
3338447	BT40 EM 25X45 FL	40	25.00	63.00	45.00	-	M16	1.12
3338446	BT40 EM 25X90 FL	40	25.00	65.00	90.00	63.00	M16	2.25
3338448	BT40 EM 32X100 FL	40	32.00	72.00	100.00	73.00	M16	2.75
3338449	BT50 EM 12X80 FL	50	12.00	42.00	80.00	42.00	M24	4.00
3338450	BT50 EM 14X80 FL	50	14.00	44.00	80.00	42.00	M24	0.00
3338451	BT50 EM 16X80 FL	50	16.00	48.00	80.00	42.00	M24	4.10
3338453	BT50 EM 20X80 FL	50	20.00	52.00	80.00	42.00	M24	4.17
3338454	BT50 EM 25X100 FL	50	25.00	65.00	100.00	62.00	M24	4.85
3338455	BT50 EM 32X105 FL	50	32.00	72.00	105.00	67.00	M24	5.24
3388269	BT50 EM 40X110 FL	50	40.00	80.00	110.00	72.00	M24	5.90



BT-SEM-FL

ISO 3937 Shell Mill Holders with BT MAS-403 AD Tapered Shanks



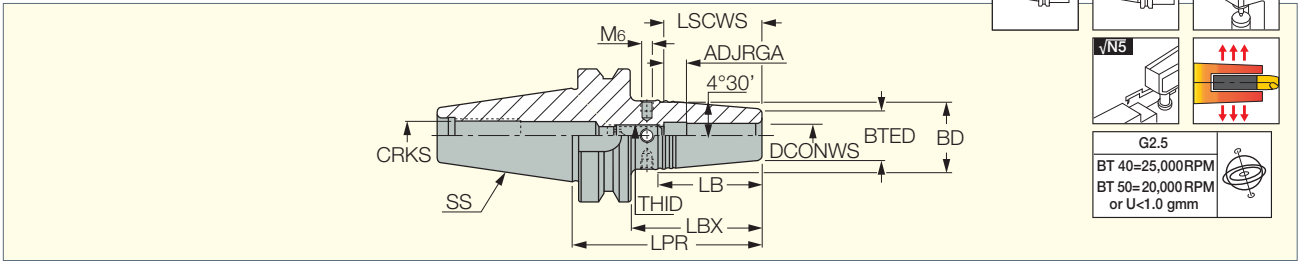
Item No.	Designation	SS	DCONWS	BD	LF	LSCWS	LB	CRKS	kg
3338420	BT30 SEM 22X40 FL	30	22.00	48.00	40.00	19.00	8.00	M12	1.13
3338421	BT40 SEM 16X40 FL	40	16.00	38.00	40.00	17.00	13.00	M16	1.15
3338422	BT40 SEM 22X40 FL	40	22.00	48.00	40.00	19.00	13.00	M16	1.13
3338423	BT40 SEM 22X100 FL	40	22.00	48.00	100.00	19.00	73.00	M16	2.10
3338424	BT40 SEM 27X40 FL	40	27.00	58.00	40.00	21.00	13.00	M16	1.15
3338425	BT40 SEM 32X50 FL	40	32.00	78.00	50.00	24.00	23.00	M16	2.15
3338426	BT40 SEM 40X50 FL	40	40.00	88.00	50.00	27.00	23.00	M16	2.45
3338427	BT50 SEM 16X40 FL	50	16.00	38.00	40.00	17.00	2.00	M24	3.72
3338428	BT50 SEM 16X100 FL	50	16.00	38.00	100.00	17.00	62.00	M24	4.24
3338431	BT50 SEM 22X40 FL	50	22.00	48.00	40.00	19.00	2.00	M24	3.75
3338433	BT50 SEM 22X100 FL	50	22.00	48.00	100.00	19.00	62.00	M24	4.50
3338434	BT50 SEM 27X40 FL	50	27.00	58.00	40.00	21.00	2.00	M24	3.85
3338435	BT50 SEM 27X100 FL	50	27.00	58.00	100.00	21.00	62.00	M24	4.60
3338436	BT50 SEM 32X50 FL	50	32.00	78.00	50.00	24.00	12.00	M24	4.50
3338437	BT50 SEM 32X100 FL	50	32.00	78.00	100.00	24.00	62.00	M24	6.10
3338438	BT50 SEM 40X50 FL	50	40.00	88.00	50.00	27.00	12.00	M24	5.00
3338439	BT50 SEM 40X100 FL	50	40.00	88.00	100.00	27.00	62.00	M24	7.10



BT MAS SHRINKIN

BT-SRKIN-FL

Thermal Shrink Chucks with BT MAS-403 AD Tapered Shanks for Carbide HSS and Steel Tools



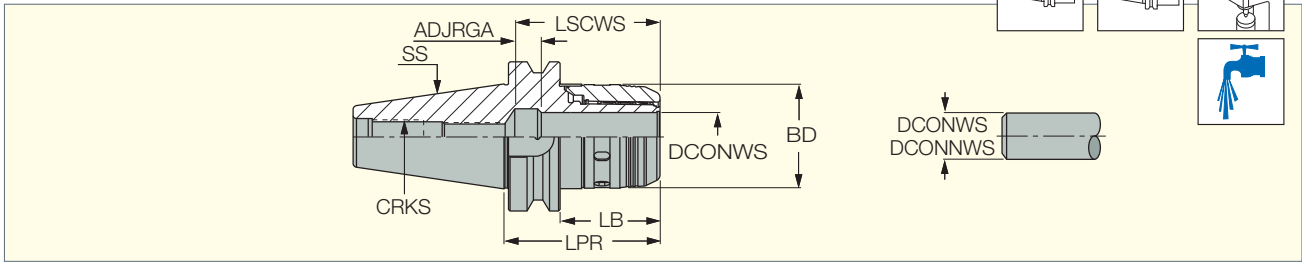
Item No.	Designation	SS	DCONWS	BD	BTED	LPR	LBX	LB	ADJRGA	LSCWS	THID	Key	CRKS	CDI ⁽¹⁾
3420946	BT40 SRKIN 3X80 FL	40	3.00	20.00	15.00	80.00	53.0	31.80	-	-	-	-	M16	0
3406855	BT40 SRKIN 4X80 FL	40	4.00	20.00	15.00	80.00	53.0	31.80	-	-	-	-	M16	0
3406856	BT40 SRKIN 6X90 FL	40	6.00	27.00	21.00	90.00	63.0	38.10	11.00	36.0	M5	2.50	M16	0
3406857	BT40 SRKIN 8X90 FL	40	8.00	27.00	21.00	90.00	63.0	38.10	11.00	36.0	M6	3.00	M16	0
3406858	BT40 SRKIN 10X90 FL	40	10.00	32.00	24.00	90.00	63.0	50.80	11.00	42.0	M8	4.00	M16	0
3406859	BT40 SRKIN 12X90 FL	40	12.00	32.00	24.00	90.00	63.0	50.80	11.00	47.0	M10	5.00	M16	0
3406860	BT40 SRKIN 14X90 FL	40	14.00	34.00	27.00	90.00	63.0	44.50	11.00	47.0	M10	5.00	M16	0
3406861	BT40 SRKIN 16X90 FL	40	16.00	34.00	27.00	90.00	63.0	44.50	11.00	50.0	M12	6.00	M16	0
3406862	BT40 SRKIN 20X90 FL	40	20.00	42.00	33.00	90.00	63.0	57.20	11.00	52.0	M16	6.00	M16	0
3406863	BT40 SRKIN 25X100 FL	40	25.00	53.00	44.00	100.00	73.0	57.20	11.00	58.0	M16	6.00	M16	0

- Use only inductive heating device for SRKIN holders
- (1) 1 - Slot for data chip, 0 - Without slot for data chip



BT-MAXIN-FL

Power Chucks with BT MAS-403 AD Tapered Shanks



Item No.	Designation	SS	DCONWS ⁽¹⁾	DCONNWS ⁽²⁾	BD	LPR	LB	LSCWS	ADJRGA	CRKS	kg
3338460	BT40 MAXIN 20X90 FL	BT40	20.00	6.00	50.00	90.00	63.00	73.00	20.00	M16	1.12
3338459	BT40 MAXIN 32X105 FL	BT40	32.00	6.00	70.00	105.00	78.00	77.00	14.00	M16	2.45
3338462	BT50 MAXIN 20X105 FL	BT50	20.00	6.00	50.00	105.00	67.00	73.00	20.00	M24	3.90
3338461	BT50 MAXIN 32X110 FL	BT50	32.00	6.00	70.00	110.00	72.00	77.00	14.00	M24	4.50

• Use of DCONWS diameter tools provides best performance, as collets reduce the gripping force.

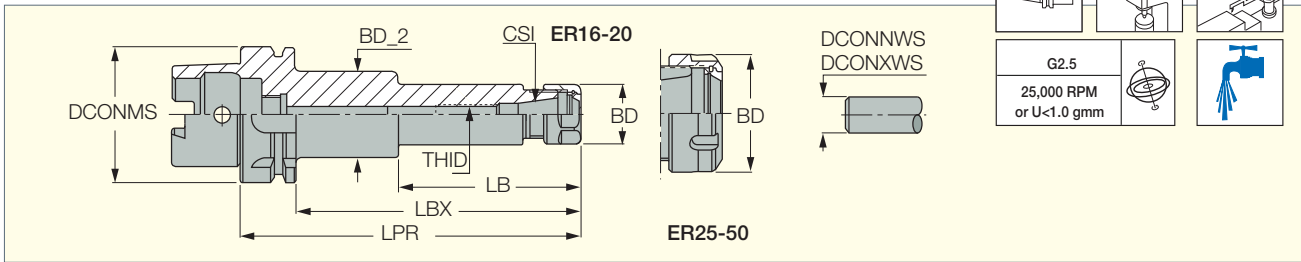
⁽¹⁾ Without a collet

⁽²⁾ Minimum diameter by using a reduction collet



HSK A-ER-FL

DIN6499 ER Collet Chucks with HSK DIN69893 Form A Tapered Shanks



Item No.	Designation	DCONMS	CSI	DCONWS ⁽¹⁾	DCONXWS ⁽²⁾	BD	BD_2	LPR	LBX	LB	THID	CDI ⁽³⁾	kg
3397842	HSK A63 ER16X100 FL	63.00	ER16	0.50	10.00	28.00	28.00	100.00	74.00	-	M10	1	0.98
3397843	HSK A63 ER16X100M FL	63.00	ER16M	0.50	10.00	22.00	22.00	100.00	74.00	-	M10	1	0.88
3397844	HSK A63 ER16X120 FL	63.00	ER16	0.50	10.00	28.00	28.00	120.00	94.00	-	M10	1	1.07
3397845	HSK A63 ER16X160 FL	63.00	ER16	0.50	10.00	28.00	33.00	160.00	134.00	119.00	M10	1	1.29
3397846	HSK A63 ER16X160M FL	63.00	ER16M	0.50	10.00	22.00	33.00	160.00	134.00	119.00	M10	1	1.10
3397847	HSK A63 ER20X100 FL	63.00	ER20	1.00	13.00	34.00	34.00	100.00	74.00	-	M12	1	1.07
3409741	HSK A63 ER20X100M FL	63.00	ER20	1.00	10.00	28.00	34.00	100.00	74.00	-	M12	1	1.07
3397848	HSK A63 ER20X120 FL	63.00	ER20	1.00	13.00	34.00	34.00	120.00	94.00	-	M12	1	1.20
3397851	HSK A63 ER20X160 FL	63.00	ER20	1.00	13.00	34.00	34.00	160.00	134.00	-	M12	1	1.44
3397852	HSK A63 ER25X75 FL	63.00	ER25	1.00	16.00	42.00	42.00	75.00	49.00	-	-	1	1.03
3397854	HSK A63 ER25X100 FL	63.00	ER25	1.00	16.00	42.00	42.00	100.00	74.00	-	M16	1	1.26
3397855	HSK A63 ER25X160 FL	63.00	ER25	1.00	16.00	42.00	42.00	160.00	134.00	-	M16	1	1.87
3397857	HSK A63 ER32X75 FL	63.00	ER32	2.00	20.00	50.00	50.00	75.00	49.00	-	-	1	1.14
3397859	HSK A63 ER32X100 FL	63.00	ER32	2.00	20.00	50.00	50.00	100.00	74.00	-	M22x1.5	1	1.45
3397860	HSK A63 ER32X120 FL	63.00	ER32	2.00	20.00	50.00	50.00	120.00	94.00	-	M22x1.5	1	1.70
3397861	HSK A63 ER32X160 FL	63.00	ER32	2.00	20.00	50.00	50.00	160.00	134.00	-	M22x1.5	1	2.27
3397862	HSK A63 ER40X80 FL	63.00	ER40	3.00	26.00	63.00	50.00	80.00	54.00	-	-	1	1.26
3397863	HSK A63 ER40X100 FL	63.00	ER40	3.00	26.00	63.00	50.00	100.00	74.00	-	-	1	1.46
3397864	HSK A63 ER40X120 FL	63.00	ER40	3.00	26.00	63.00	50.00	120.00	94.00	-	M28x1.5	1	1.73
3397865	HSK A63 ER40X160 FL	63.00	ER40	3.00	26.00	63.00	50.00	160.00	134.00	-	M28x1.5	1	2.21

• A cooling tube must be used with all coolant through HSK spindles (should be ordered separately).

⁽¹⁾ Minimum diameter

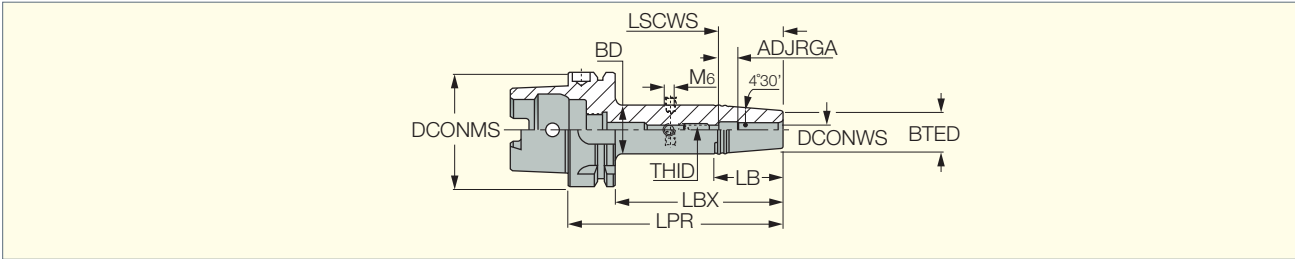
⁽²⁾ Maximum diameter

⁽³⁾ 1 - Slot for data chip, 0 - Without slot for data chip



HSK A-SRKIN FL

Thermal Shrink Chucks with HSK DIN69893 Form A Tapered Shanks

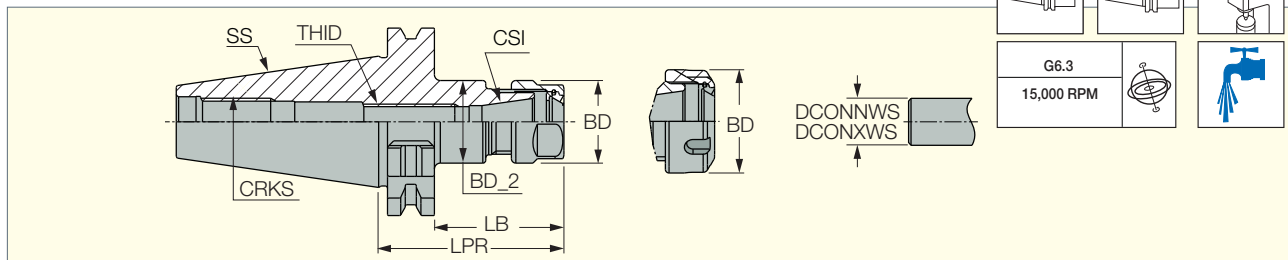


Item No.	Designation	DCONMS	DCONWS	LPR	BTED	BD	LBX	LB	ADJRGA	LSCWS	THID	Key	CDI ⁽¹⁾	kg
3406797	HSK A63 SRKIN6X80 FL	63.00	6.00	80.00	21.00	27.00	54.0	38.10	11.00	36.0	M5	2.50	1	1.04
3406809	HSK A63 SRKIN6X120 FL	63.00	6.00	120.00	21.00	27.00	94.0	38.10	11.00	36.0	M5	2.50	1	0.88
3406816	HSK A63 SRKIN6X160 FL	63.00	6.00	160.00	21.00	32.00	134.0	69.90	11.00	36.0	M5	2.50	1	1.46
3406798	HSK A63 SRKIN8X80 FL	63.00	8.00	80.00	21.00	27.00	54.0	38.10	11.00	36.0	M6	3.00	1	0.88
3406810	HSK A63 SRKIN8X120 FL	63.00	8.00	120.00	21.00	27.00	94.0	38.10	11.00	36.0	M6	3.00	1	1.04
3406817	HSK A63 SRKIN8X160 FL	63.00	8.00	160.00	21.00	32.00	134.0	69.90	11.00	36.0	M6	3.00	1	1.46
3406799	HSK A63 SRKIN10X85 FL	63.00	10.00	85.00	24.00	32.00	59.0	50.80	11.00	42.0	M8	4.00	1	0.94
3406811	HSK A63 SRKIN10X120 FL	63.00	10.00	120.00	24.00	32.00	94.0	50.80	11.00	42.0	M8	4.00	1	1.19
3406818	HSK A63 SRKIN10X160 FL	63.00	10.00	160.00	24.00	34.00	134.0	63.50	11.00	42.0	M8	4.00	1	1.46
3406801	HSK A63 SRKIN12X90 FL	63.00	12.00	90.00	24.00	32.00	64.0	50.80	11.00	47.0	M10	5.00	1	0.96
3406812	HSK A63 SRKIN12X120 FL	63.00	12.00	120.00	24.00	32.00	94.0	50.80	11.00	47.0	M10	5.00	1	1.13
3406819	HSK A63 SRKIN12X160 FL	63.00	12.00	160.00	24.00	34.00	134.0	63.50	11.00	47.0	M10	5.00	1	1.46
3406802	HSK A63 SRKIN14X90 FL	63.00	14.00	90.00	27.00	34.00	64.0	44.50	11.00	47.0	M10	5.00	1	1.00
3406813	HSK A63 SRKIN14X120 FL	63.00	14.00	120.00	27.00	34.00	94.0	44.50	11.00	47.0	M10	5.00	1	1.16
3406820	HSK A63 SRKIN14X160 FL	63.00	14.00	160.00	27.00	42.00	134.0	95.30	11.00	47.0	M10	5.00	1	1.51
3406803	HSK A63 SRKIN16X95 FL	63.00	16.00	95.00	27.00	34.00	69.0	44.50	11.00	50.0	M12	6.00	1	1.02
3406814	HSK A63 SRKIN16X120 FL	63.00	16.00	120.00	27.00	34.00	94.0	44.50	11.00	50.0	M12	6.00	1	1.18
3406821	HSK A63 SRKIN16X160 FL	63.00	16.00	160.00	27.00	42.00	134.0	95.30	11.00	50.0	M12	6.00	1	1.68
3406804	HSK A63 SRKIN18X95 FL	63.00	18.00	95.00	33.00	42.00	69.0	57.20	11.00	50.0	M12	6.00	1	1.15
3406805	HSK A63 SRKIN20X100 FL	63.00	20.00	100.00	33.00	42.00	74.0	57.20	11.00	52.0	M16	8.00	1	1.20
3406815	HSK A63 SRKIN20X120 FL	63.00	20.00	120.00	33.00	42.00	94.0	57.20	11.00	52.0	M16	8.00	1	1.41
3406822	HSK A63 SRKIN20X160 FL	63.00	20.00	160.00	33.00	51.00	134.0	114.30	11.00	52.0	M16	8.00	1	2.05
3406806	HSK A63 SRKIN25X115 FL	63.00	25.00	115.00	44.00	52.50	89.0	54.00	11.00	58.0	M16	8.00	1	1.78
3406807	HSK A63 SRKIN32X120 FL	63.00	32.00	120.00	44.00	52.50	94.0	54.00	11.00	62.0	M16	8.00	1	1.69

- A cooling tube must be used with all coolant through HSK spindles (should be ordered separately)
 - Use only inductive heating device for SRKIN holders
- ⁽¹⁾ 1 - Slot for data chip, 0 - Without slot for data chip



DIN69871-ER-FL (form AD)
DIN 6499 ER Collet Chucks



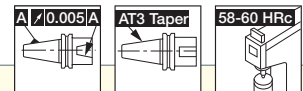
Item No.	Designation	SS	CSI	DCONNWS ⁽¹⁾	DCONXWS ⁽²⁾	LPR	LB	BD	BD_2	CRKS	THID	kg
3338483	DIN69871 40 ER16X63 FL	40	ER16	1.00	10.00	63.00	43.90	28.00	28.00	M16	M10X1.5	0.95
3338484	DIN69871 40 ER16X100 FL	40	ER16	1.00	10.00	100.00	80.90	28.00	28.00	M16	M10X1.5	1.15
3338485	DIN69871 40 ER16X160 FL	40	ER16	1.00	10.00	160.00	140.90	28.00	28.00	M16	M10X1.5	1.32
3338486	DIN69871 40 ER20X70 FL	40	ER20	1.00	13.00	70.00	50.90	34.00	36.00	M16	M14X1.5	1.10
3338487	DIN69871 40 ER20X100 FL	40	ER20	1.00	13.00	100.00	80.90	34.00	36.00	M16	M14X1.5	1.32
3338488	DIN69871 40 ER25X60 FL	40	ER25	1.00	16.00	60.00	40.90	42.00	42.00	M16	M18X1.5	1.05
3338489	DIN69871 40 ER25X100 FL	40	ER25	1.00	16.00	100.00	80.90	42.00	42.00	M16	M18X1.5	1.41
3338490	DIN69871 40 ER32X70 FL	40	ER32	2.00	20.00	70.00	50.90	50.00	-	M16	M22X1.5	1.10
3338491	DIN69871 40 ER32X100 FL	40	ER32	2.00	20.00	100.00	80.90	50.00	50.00	M16	M22X1.5	1.65
3338492	DIN69871 40 ER32X160 FL	40	ER32	2.00	20.00	160.00	140.90	50.00	50.00	M16	M22X1.5	2.50
3338493	DIN69871 40 ER40X80 FL	40	ER40	3.00	26.00	80.00	60.90	63.00	-	M16	M28X1.5	1.47
3338494	DIN69871 40 ER40X100 FL	40	ER40	3.00	26.00	100.00	80.90	63.00	-	M16	M28X1.5	1.28
3338495	DIN69871 50 ER16X100 FL	50	ER16	1.00	10.00	100.00	80.90	28.00	28.00	M24	M10X1.5	2.85
3338497	DIN69871 50 ER16X200 FL	50	ER16	1.00	10.00	200.00	180.90	28.00	28.00	M24	M10X1.5	3.52
3338498	DIN69871 50 ER20X100 FL	50	ER20	1.00	13.00	100.00	80.90	34.00	36.00	M24	M14X1.5	3.18
3338499	DIN69871 50 ER25X100 FL	50	ER25	1.00	16.00	100.00	80.90	42.00	42.00	M24	M18X1.5	3.30
3338500	DIN69871 50 ER25X160 FL	50	ER25	1.00	16.00	160.00	140.90	42.00	42.00	M24	M18X1.5	3.52
3338501	DIN69871 50 ER32X100 FL	50	ER32	2.00	20.00	100.00	80.90	50.00	50.00	M24	M22X1.5	3.50
3338502	DIN69871 50 ER32X160 FL	50	ER32	2.00	20.00	160.00	140.90	50.00	50.00	M24	M22X1.5	4.42
3338503	DIN69871 50 ER32X200 FL	50	ER32	2.00	20.00	200.00	180.90	50.00	50.00	M24	M22X1.5	4.51
3338505	DIN69871 50 ER40X100 FL	50	ER40	3.00	26.00	100.00	80.90	63.00	63.00	M24	M28X1.5	3.85
3338506	DIN69871 50 ER40X160 FL	50	ER40	3.00	26.00	160.00	140.90	63.00	63.00	M24	M28X1.5	5.25

⁽¹⁾ Minimum diameter

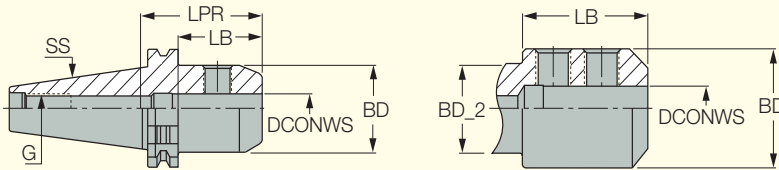
⁽²⁾ Maximum diameter

DIN69871-EM-FL (DIN 1835-B)

DIN6359 / DIN1835 Form B Weldon Endmill Holders
with DIN69871 Form AD Tapered Shanks



For DCONWS ≥ 25

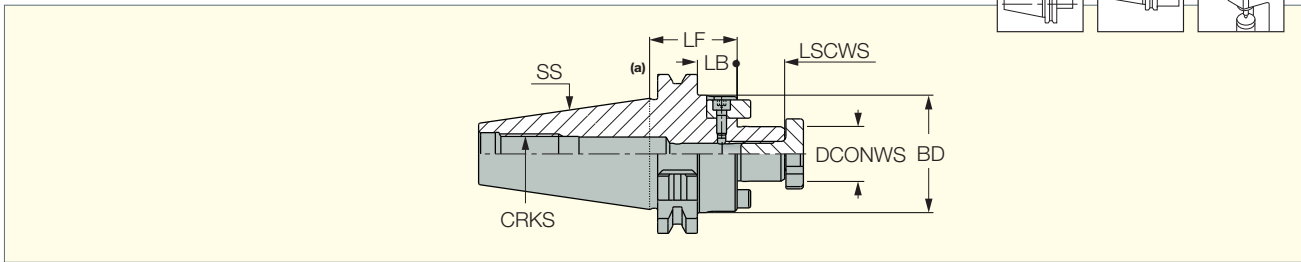
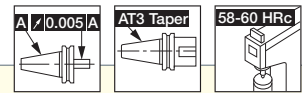


Item No.	Designation	SS	DCONWS	BD	LPR	LB	CRKS	kg
3338515	DIN69871 40 EM10X50 FL	40	10.00	35.00	50.00	30.90	M16	1.00
3338516	DIN69871 40 EM12X50 FL	40	12.00	42.00	50.00	30.90	M16	1.15
3338517	DIN69871 40 EM16X63 FL	40	16.00	48.00	63.00	43.90	M16	1.30
3338518	DIN69871 40 EM20X63 FL	40	20.00	52.00	63.00	43.90	M16	1.35
3338519	DIN69871 40 EM25X100 FL	40	25.00	65.00	100.00	80.90	M16	2.35
3338521	DIN69871 40 EM32X100 FL	40	32.00	72.00	100.00	80.90	M16	2.60
3338523	DIN69871 50 EM12X63 FL	50	12.00	42.00	63.00	43.90	M24	3.10
3338524	DIN69871 50 EM16X63 FL	50	16.00	48.00	63.00	43.90	M24	3.20
3338525	DIN69871 50 EM20X63 FL	50	20.00	52.00	63.00	43.90	M24	3.25
3338526	DIN69871 50 EM25X80 FL	50	25.00	65.00	80.00	60.90	M24	3.97
3338527	DIN69871 50 EM32X100 FL	50	32.00	72.00	100.00	80.90	M24	4.66
3338528	DIN69871 50 EM40X100 FL	50	40.00	80.00	100.00	80.90	M24	4.90
3338529	DIN69871 50 EM50X120 FL	50	50.00	100.00	120.00	100.90	M24	8.90



DIN69871-SEM-FL

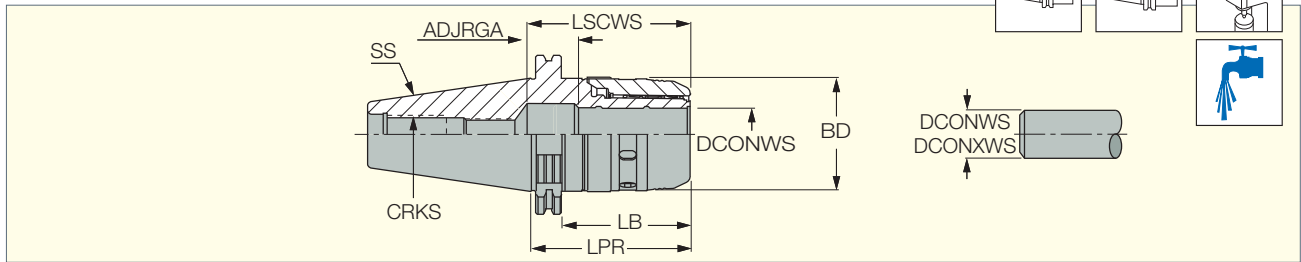
ISO 3937 Shell Mill Holders with DIN 69871 Form AD Taper Shanks



Item No.	Designation	SS	DCONWS	BD	LF	LSCWS	LB	CRKS	kg
3338507	DIN69871 40 SEM22X35 FL	40	22.00	48.00	35.00	19.00	15.90	M16	1.10
3338508	DIN69871 40 SEM27X40 FL	40	27.00	58.00	40.00	21.00	20.90	M16	1.30
3338509	DIN69871 40 SEM32X50 FL	40	32.00	78.00	50.00	24.00	30.90	M16	1.85
3338510	DIN69871 50 SEM16X35 FL	50	16.00	38.00	35.00	17.00	15.90	M24	2.80
3338511	DIN69871 50 SEM22X35 FL	50	22.00	48.00	35.00	19.00	15.90	M24	2.90
3338512	DIN69871 50 SEM27X40 FL	50	27.00	58.00	40.00	21.00	20.90	M24	3.15
3338513	DIN69871 50 SEM32X50 FL	50	32.00	78.00	50.00	24.00	30.90	M24	3.90
3338514	DIN69871 50 SEM40X50 FL	50	40.00	88.00	50.00	27.00	30.90	M24	4.60

DIN69871-MAXIN-FL (form AD)

Power Chucks with DIN 69871 Taper Shanks



Item No.	Designation	SS	DCONWS ⁽¹⁾	DCONXWS ⁽²⁾	BD	LPR	LB	LSCWS	ADJRGA	CRKS	kg
3338531	DIN69871 40 MAXIN 20X85FL	40	20.00	6.00	50.00	85.00	66.00	73.00	20.00	M16	1.10
3338533	DIN69871 40 MAXIN32X105FL	40	32.00	6.00	70.00	105.00	86.00	77.00	14.00	M16	2.35
3338535	DIN69871 50 MAXIN32X110FL	50	32.00	6.00	70.00	110.00	91.00	77.00	14.00	M24	3.50

• Use of DCONXWS diameter tools provides best performance, as collets reduce the gripping force.

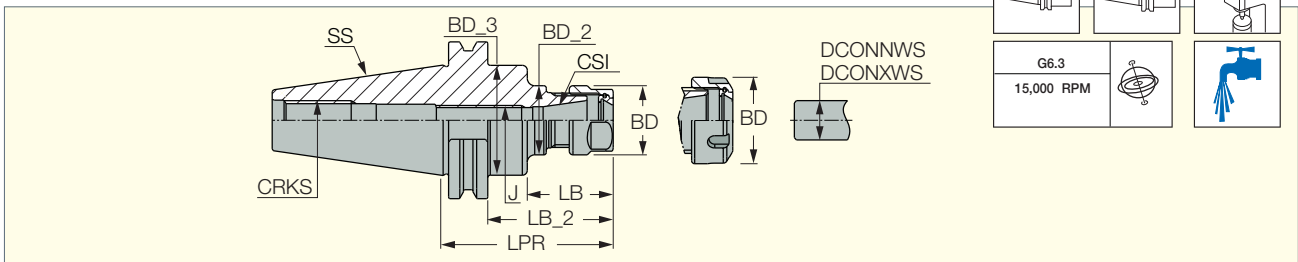
⁽¹⁾ Without a collet

⁽²⁾ Minimum diameter by using a reduction collet



CAT-ER-FL (form AD or B)

DIN 6499 ER Collet Chucks with Caterpillar form AD/B Tapered Shanks



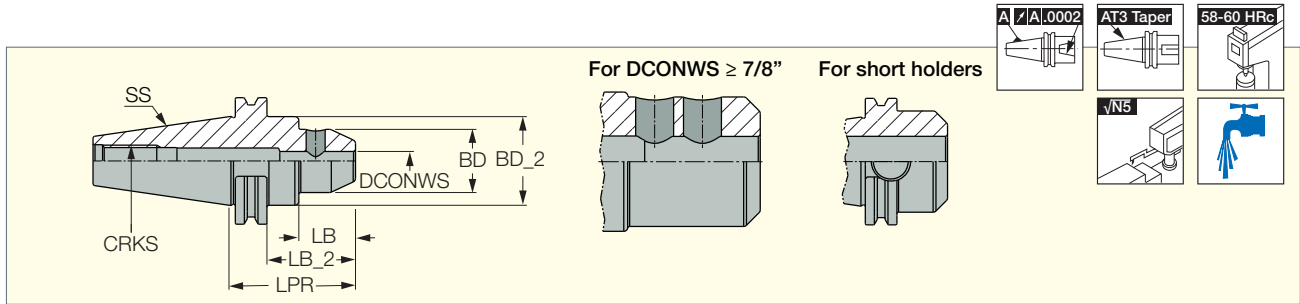
I N C H														
Item No.	Designation	SS	CSI	DCONNWS ⁽¹⁾	DCONXWS ⁽²⁾	LPR	LB_2	LB	BD	BD_2	BD_3	J	CRKS	Lbs
3338541	CAT40 ER16X2.5 FL	40	ER16	.039	.394	2.500	1.750	1.120	1.1020	1.1020	1.7500	M10X1.5	5/8-11	2.25
3338543	CAT40 ER16X6.0 FL	40	ER16	.039	.394	6.000	5.250	4.620	1.1020	1.1020	1.7500	M10X1.5	5/8-11	3.09
3338544	CAT40 ER20X4.0 FL	40	ER20	.039	.512	4.000	3.250	2.620	1.3390	1.4170	1.7500	M14X1.5	5/8-11	2.87
3338546	CAT40 ER20X6.0 FL	40	ER20	.039	.512	6.000	5.250	4.620	1.3390	1.4170	1.7500	M14X1.5	5/8-11	3.64
3338547	CAT40 ER25X2.5 FL	40	ER25	.039	.630	2.500	1.750	1.120	1.6540	1.6540	1.6530	M18X1.5	5/8-11	2.47
3338548	CAT40 ER25X4.0 FL	40	ER25	.039	.630	4.000	3.250	2.620	1.6540	1.6540	1.7500	M18X1.5	5/8-11	3.26
3338549	CAT40 ER32X3.0 FL	40	ER32	.079	.787	3.000	2.250	-	1.9690	-	1.7700	M22X1.5	5/8-11	2.82
3338550	CAT40 ER32X4.0 FL	40	ER32	.079	.787	4.000	3.250	-	1.9690	-	1.7700	M22X1.5	5/8-11	2.83
3338551	CAT40 ER40X4.0 FL	40	ER40	.118	1.024	4.000	3.250	-	2.4800	1.9680	1.9680	M28X1.5	5/8-11	2.83
3338552	CAT50 ER16X4.0 FL	50	ER16	.039	.394	4.000	3.250	2.620	1.1020	1.1020	2.7500	M10X1.5	1-8	6.50
3338553	CAT50 ER16X6.0 FL	50	ER16	.039	.394	6.000	5.250	4.620	1.1020	1.1020	2.7500	M10X1.5	1-8	7.08
3338554	CAT50 ER20X4.0 FL	50	ER20	.039	.512	4.000	3.250	2.620	1.3390	1.4170	2.7500	M14X1.5	1-8	7.50
3338555	CAT50 ER20X6.0 FL	50	ER20	.039	.512	6.000	5.250	4.620	1.3390	1.4170	2.7500	M14X1.5	1-8	7.83
3338556	CAT50 ER25X4.0 FL	50	ER25	.039	.630	4.000	3.250	2.620	1.6540	1.6540	2.7500	M18X1.5	1-8	7.30
3338557	CAT50 ER32X4.0 FL	50	ER32	.079	.787	4.000	3.250	2.620	1.9690	1.9690	2.7500	M22X1.5	1-8	7.70
3338558	CAT50 ER32X6.0 FL	50	ER32	.079	.787	6.000	5.250	4.620	1.9690	1.9690	2.7500	M22X1.5	1-8	9.22
33385560	CAT50 ER32X8.0 FL	50	ER32	.079	.787	8.000	7.250	6.620	1.9690	1.9690	2.7500	M22X1.5	1-8	10.94
33385561	CAT50 ER40X4.0 FL	50	ER40	.118	1.024	4.000	3.250	2.620	2.4800	2.4800	2.7500	M28X1.5	1-8	8.62
33385562	CAT50 ER40X6.0 FL	50	ER40	.118	1.024	6.000	5.250	4.620	2.4800	2.4800	2.7500	M28X1.5	1-8	11.03

⁽¹⁾ Minimum diameter

⁽²⁾ Maximum diameter

CAT-EM-FL

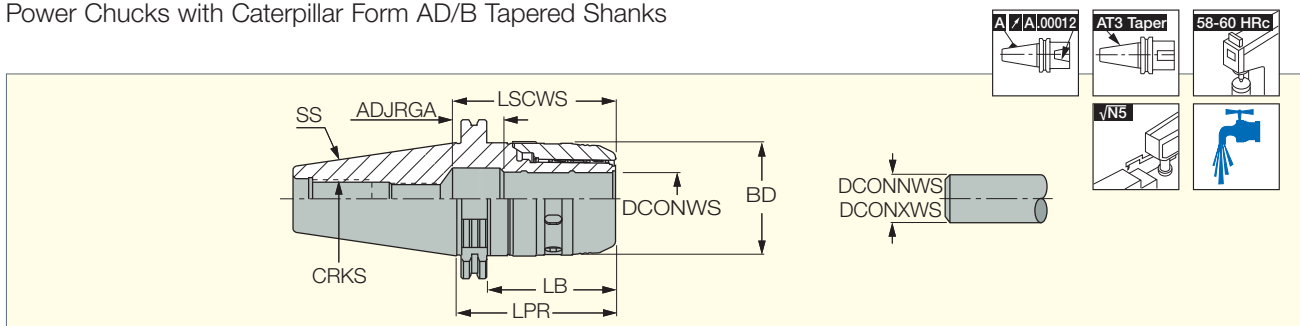
Weldon Endmill Holders with Caterpillar AD/B Tapered Shanks



I N C H										
Item No.	Designation	SS	DCONWS	LPR	LB	LB_2	BD	BD_2	CRKS	Lbs
3338586	CAT40 EM 1/4X1.38 FL	40	.2500	1.380	-	.630	.7830	-	5/8-11	1.96
3338589	CAT40 EM 3/8X1.38 FL	40	.3750	1.380	-	.630	1.7500	-	5/8-11	2.25
3338590	CAT40 EM 1/2X1.75 FL	40	.5000	1.750	.370	1.000	1.2500	1.7500	5/8-11	2.34
3338592	CAT40 EM 1/2X4.0 FL	40	.5000	4.000	2.620	3.250	1.2500	1.7500	5/8-11	3.00
3338593	CAT40 EM 5/8X1.75 FL	40	.6250	1.750	.370	1.000	1.5000	1.7500	5/8-11	2.34
3338594	CAT40 EM 5/8X3.0 FL	40	.6250	3.000	1.620	2.250	1.5000	1.7500	5/8-11	2.87
3338595	CAT40 EM 3/4X1.75 FL	40	.7500	1.750	-	1.000	1.7500	-	5/8-11	2.29
3338596	CAT40 EM 3/4X3.0 FL	40	.7500	3.000	-	2.250	1.7500	-	5/8-11	2.93
3338597	CAT40 EM 1X4.0 FL	40	1.0000	4.000	2.620	3.250	2.0000	1.7500	5/8-11	3.53
3338599	CAT40 EM 1X2.0 FL	40	1.0000	2.000	-	1.250	1.9700	-	5/8-11	2.43
3338600	CAT40 EM 1-1/4X2.0 FL	40	1.2500	2.000	-	1.250	1.9700	-	5/8-11	2.18
3338601	CAT40 EM 1-1/2X4.5 FL	40	1.5000	4.500	3.122	3.750	2.5000	1.7500	5/8-11	5.09
3338603	CAT50 EM 1/4X1.38 FL	50	.2500	1.380	-	.630	.7800	-	1-8	6.02
3338605	CAT50 EM 1/4X4.0 FL	50	.2500	4.000	2.620	3.250	.7800	2.7500	1-8	7.23
3338606	CAT50 EM 3/8X4.0 FL	50	.3750	4.000	2.620	3.250	1.0000	2.7500	1-8	7.39
3338607	CAT50 EM 1/2X4.0 FL	50	.5000	4.000	2.620	3.250	1.2500	2.7500	1-8	7.70
3338609	CAT50 EM 5/8X4.0 FL	50	.6250	4.000	2.620	3.250	1.5000	2.7500	1-8	7.81
3338610	CAT50 EM 5/8X6.0 FL	50	.6250	6.000	4.620	5.250	1.5000	2.7500	1-8	8.64
3338602	CAT50 EM 3/4X4.0 FL	50	.7500	4.000	2.620	3.250	1.7500	2.7500	1-8	8.22
3338611	CAT50 EM 3/4X6.0 FL	50	.7500	6.000	4.620	5.250	1.7500	2.7500	1-8	9.39
3338612	CAT50 EM 1X4.0 FL	50	1.0000	4.000	2.620	3.250	2.0000	2.7500	1-8	8.29
3338613	CAT50 EM 1-1/4X4.0 FL	50	1.2500	4.000	2.620	3.250	2.5000	2.7500	1-8	9.00
3338614	CAT50 EM 1-1/2X4.5 FL	50	1.5000	4.500	3.120	3.750	2.5000	2.7500	1-8	9.28
3338615	CAT50 EM 2X5.37 FL	50	2.0000	5.370	3.992	4.620	3.7500	2.7500	1-8	14.80

CAT-MAXIN-FL

Power Chucks with Caterpillar Form AD/B Tapered Shanks



I N C H											
Item No.	Designation	SS	DCONWS ⁽¹⁾	DCONWS ⁽²⁾	BD	LPR	LB	LSCWS	ADJRGA	CRKS	Lbs
3338617	CAT40 MAXIN 3/4X4.0 FL	40	.7500	.250	1.9700	4.000	3.250	2.8740	1.170	5/8-11UNC	4.08
3338616	CAT40 MAXIN 1-1/4X5 FL	40	1.2500	.250	2.7500	4.000	3.250	3.0300	.770	5/8-11UNC	5.29
3338619	CAT50 MAXIN 3/4X4.0 FL	50	.7500	.250	1.9700	4.000	3.250	2.8740	1.170	1-8UNC	8.22
3338618	CAT50 MAXIN 1-1/4X4.0 FL	50	1.2500	.250	2.7500	4.000	3.250	3.0300	.770	1-8UNC	9.37

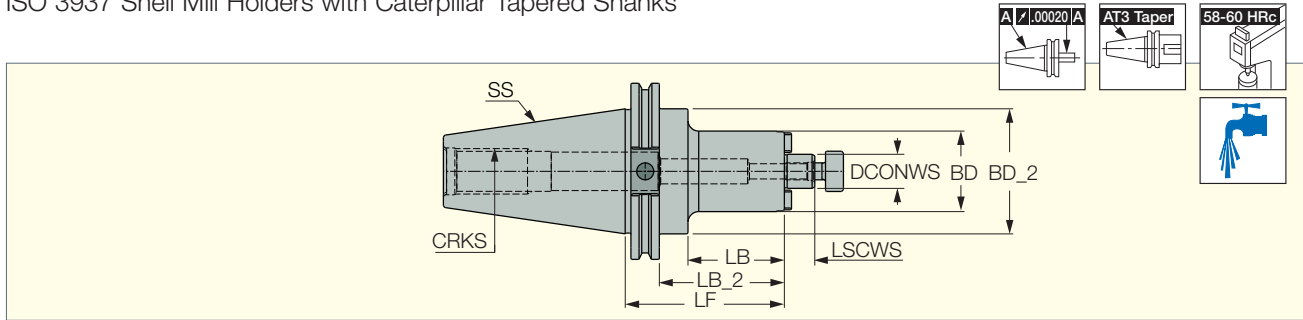
• Use of DCONWS diameter tools provides best performance, as collets reduce the gripping force.

⁽¹⁾ Without a collet

⁽²⁾ By using a reduction collet

CAT-SEM-FL


ISO 3937 Shell Mill Holders with Caterpillar Tapered Shanks

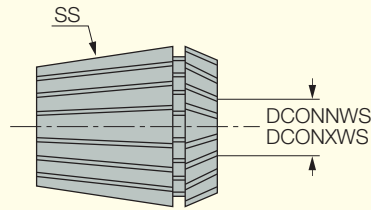


I N C H											
Item No.	Designation	SS	DCONWS	LF	LB	LB_2	LSCWS	BD	BD_2	CRKS	Lbs
3338565	CAT40 SEM 1/2X1.75 FL	40	.5000	1.750	.370	1.000	.5500	1.4400	1.7500	5/8-11	2.40
3338566	CAT40 SEM 3/4X1.50 FL	40	.7500	1.500	-	.750	.6870	1.7500	1.7500	5/8-11	2.67
3338567	CAT40 SEM 1X2.0 FL	40	1.0000	2.000	.620	1.250	.6870	2.1900	1.7500	5/8-11	3.02
3338571	CAT40 SEM 1-1/4X2.0 FL	40	1.2500	2.000	.620	1.250	.6870	2.7500	1.7500	5/8-11	3.88
3338572	CAT40 SEM 1-1/2X2.5 FL	40	1.5000	2.500	1.120	1.750	.9380	3.8100	1.7500	5/8-11	5.38
3338573	CAT50 SEM 3/4X3.5 FL	50	.7500	3.500	2.120	2.750	.6870	1.6900	2.7500	1-8	7.85
3338576	CAT50 SEM 3/4X5.5 FL	50	.7500	5.500	4.120	4.750	.6870	1.6900	2.7500	1-8	9.26
3338577	CAT50 SEM 1X4.0 FL	50	1.0000	4.000	2.620	3.250	.6870	2.1900	2.7500	1-8	9.44
3338578	CAT50 SEM 1X2.0 FL	50	1.0000	2.000	.620	1.250	.6870	2.1900	2.7500	1-8	11.60
3338580	CAT50 SEM 1-1/2X2.5 FL	50	1.5000	2.500	1.120	1.750	.9380	3.8100	2.7500	1-8	9.86
3338581	CAT50 SEM 1-1/4X1.75 FL	50	1.2500	1.750	-	1.000	.6870	2.7500	2.7500	1-8	8.09
3338582	CAT50 SEM 1-1/4X4.0 FL	50	1.2500	4.000	-	3.250	.6870	2.7500	2.7500	1-8	11.69
3338583	CAT50 SEM 1-1/2X4.0 FL	50	1.5000	4.000	2.620	3.250	.9380	3.8100	2.7500	1-8	16.23
3338584	CAT50 SEM 1-1/2X6.0 FL	50	1.5000	6.000	4.620	5.250	.9380	3.8100	2.7500	1-8	22.54
3338585	CAT50 SEM 2X2.5 FL	50	2.0000	2.500	1.120	1.750	.9380	4.8800	2.7500	1-8	11.38

ER-SPR-FL

DIN 6499 ER Spring Collets.

 **0.015**



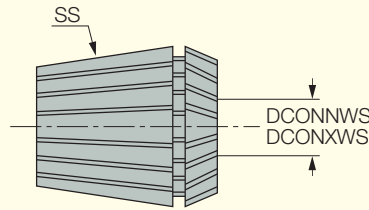
Item No.	Designation	SS	DCONNWS ⁽¹⁾	DCONXWS ⁽²⁾
3338230	ER11 SPR 0.5-1 FL	ER11	0.50	1.00
3338233	ER11 SPR 1.5-2 FL	ER11	1.50	2.00
3338236	ER11 SPR 2.5-3 FL	ER11	2.50	3.00
3338237	ER11 SPR 3.5-4 FL	ER11	3.50	4.00
3338239	ER11 SPR 4.5-5 FL	ER11	4.50	5.00
3338240	ER11 SPR 5.5-6 FL	ER11	5.50	6.00
3338242	ER11 SPR 6.5-7 FL	ER11	6.50	7.00
3338244	ER16 SPR 0.5-1 FL	ER16	0.50	1.00
3338245	ER16 SPR 1-2 FL	ER16	1.00	2.00
3338247	ER16 SPR 2-3 FL	ER16	2.00	3.00
3338248	ER16 SPR 3-4 FL	ER16	3.00	4.00
3338249	ER16 SPR 4-5 FL	ER16	4.00	5.00
3338250	ER16 SPR 5-6 FL	ER16	5.00	6.00
3338251	ER16 SPR 6-7 FL	ER16	6.00	7.00
3338252	ER16 SPR 7-8 FL	ER16	7.00	8.00
3338253	ER16 SPR 8-9 FL	ER16	8.00	9.00
3338254	ER16 SPR 9-10 FL	ER16	9.00	10.00
3338259	ER20 SPR 1-2 FL	ER20	1.00	2.00
3338261	ER20 SPR 2-3 FL	ER20	2.00	3.00
3338262	ER20 SPR 3-4 FL	ER20	3.00	4.00
3338263	ER20 SPR 4-5 FL	ER20	4.00	5.00
3338264	ER20 SPR 5-6 FL	ER20	5.00	6.00
3338265	ER20 SPR 6-7 FL	ER20	6.00	7.00
3338266	ER20 SPR 7-8 FL	ER20	7.00	8.00
3338267	ER20 SPR 8-9 FL	ER20	8.00	9.00
3338268	ER20 SPR 9-10 FL	ER20	9.00	10.00
3338269	ER20 SPR 10-11 FL	ER20	10.00	11.00
3338270	ER20 SPR 11-12 FL	ER20	11.00	12.00
3338271	ER20 SPR 12-13 FL	ER20	12.00	13.00
3338275	ER25 SPR 1-2 FL	ER25	1.00	2.00
3338277	ER25 SPR 2-3 FL	ER25	2.00	3.00
3338278	ER25 SPR 3-4 FL	ER25	3.00	4.00
3338279	ER25 SPR 4-5 FL	ER25	4.00	5.00
3338280	ER25 SPR 5-6 FL	ER25	5.00	6.00
3338281	ER25 SPR 6-7 FL	ER25	6.00	7.00
3338282	ER25 SPR 7-8 FL	ER25	7.00	8.00
3338283	ER25 SPR 8-9 FL	ER25	8.00	9.00
3338284	ER25 SPR 9-10 FL	ER25	9.00	10.00
3338285	ER25 SPR 10-11 FL	ER25	10.00	11.00
3338286	ER25 SPR 11-12 FL	ER25	11.00	12.00
3338287	ER25 SPR 12-13 FL	ER25	12.00	13.00
3338288	ER25 SPR 13-14 FL	ER25	13.00	14.00
3338289	ER25 SPR 14-15 FL	ER25	14.00	15.00
3338291	ER25 SPR 15-16 FL	ER25	15.00	16.00
3338292	ER32 SPR 2-3 FL	ER32	2.00	3.00
3338294	ER32 SPR 3-4 FL	ER32	3.00	4.00
3338296	ER32 SPR 4-5 FL	ER32	4.00	5.00
3338297	ER32 SPR 5-6 FL	ER32	5.00	6.00
3338299	ER32 SPR 6-7 FL	ER32	6.00	7.00
3338299	ER32 SPR 7-8 FL	ER32	7.00	8.00

⁽¹⁾ Minimum diameter

⁽²⁾ Maximum diameter

ER-SPR-FL
DIN 6499 ER Spring Collets.

 **0.015**



Item No.	Designation	SS	DCONNWS ⁽¹⁾	DCONXWS ⁽²⁾
3338300	ER32 SPR 8-9 FL	ER32	8.00	9.00
3338301	ER32 SPR 9-10 FL	ER32	9.00	10.00
3338304	ER32 SPR 10-11 FL	ER32	10.00	11.00
3338307	ER32 SPR 11-12 FL	ER32	11.00	12.00
3338308	ER32 SPR 12-13 FL	ER32	12.00	13.00
3338309	ER32 SPR 13-14 FL	ER32	13.00	14.00
3338310	ER32 SPR 14-15 FL	ER32	14.00	15.00
3338311	ER32 SPR 15-16 FL	ER32	15.00	16.00
3338312	ER32 SPR 16-17 FL	ER32	16.00	17.00
3338313	ER32 SPR 17-18 FL	ER32	17.00	18.00
3338316	ER32 SPR 18-19 FL	ER32	18.00	19.00
3338317	ER32 SPR 19-20 FL	ER32	19.00	20.00
3338326	ER40 SPR 3-4 FL	ER40	3.00	4.00
3338327	ER40 SPR 4-5 FL	ER40	4.00	5.00
3338328	ER40 SPR 5-6 FL	ER40	5.00	6.00
3338329	ER40 SPR 6-7 FL	ER40	6.00	7.00
3338331	ER40 SPR 7-8 FL	ER40	7.00	8.00
3338332	ER40 SPR 8-9 FL	ER40	8.00	9.00
3338333	ER40 SPR 9-10 FL	ER40	9.00	10.00
3338335	ER40 SPR 10-11 FL	ER40	10.00	11.00
3338336	ER40 SPR 11-12 FL	ER40	11.00	12.00
3338337	ER40 SPR 12-13 FL	ER40	12.00	13.00
3338338	ER40 SPR 13-14 FL	ER40	13.00	14.00
3338340	ER40 SPR 14-15 FL	ER40	14.00	15.00
3338342	ER40 SPR 15-16 FL	ER40	15.00	16.00
3338343	ER40 SPR 16-17 FL	ER40	16.00	17.00
3338344	ER40 SPR 17-18 FL	ER40	17.00	18.00
3338345	ER40 SPR 18-19 FL	ER40	18.00	19.00
3338346	ER40 SPR 19-20 FL	ER40	19.00	20.00
3338347	ER40 SPR 20-21 FL	ER40	20.00	21.00
3338348	ER40 SPR 21-22 FL	ER40	21.00	22.00
3338349	ER40 SPR 22-23 FL	ER40	22.00	23.00
3338350	ER40 SPR 23-24 FL	ER40	23.00	24.00
3338351	ER40 SPR 24-25 FL	ER40	24.00	25.00
3338352	ER40 SPR 25-26 FL	ER40	25.00	26.00

⁽¹⁾ Minimum diameter

⁽²⁾ Maximum diameter





FLASHTOOLING

ECO LINE



eka Klingseisen

Werkzeuge & Maschinen

Erich Klingseisen KG Brunnenstraße 2 78554 Aldingen

Tel. (07424) 98192-0
info@klingseisen.de

Fax. (07424) 84601
www.klingseisen.de