


HES510
MADE IN JAPAN
ABC21481
MAX50,000min⁻¹
CE


HES810
MADE IN JAPAN
08020265
MAX80,000min⁻¹
CE

HSK A63
L04



HES SERIES

HIGH-SPEED ROTATION & HIGH PRECISION

Transformer

Transform your machining center to high-speed specifications.

[HES810-BT/IT/HSK/ST32]

- Max. power: **350 W**
- Max. motor speed: **80,000 min⁻¹**

[HES510-BT/IT/HSK/ST32]

- Max. power: **340 W**
- Max. motor speed: **50,000 min⁻¹**

Spindle accuracy: within 1 μm


- Optimum for high-precision machining
- Longer tool life

Ceramic bearings

- Almost twice as durable as steel bearings
- Rigidity allows higher machining conditions

Brushless motor

- Eliminates the need of changing carbon brushes
- Higher power, longer product life, low maintenance and quiet operation



E4000

E3000

E2000

1Speed3

Air-Speed







HES

TURBINES







ACCESSORIES

Index

80,000 min⁻¹ motor spindle

HES810-BT30		p. 6-5
HES810-BT40		p. 6-5
HES810-IT40		p. 6-5
HES810-BT50		p. 6-7
HES810-HSK A63		p. 6-7
HES810-ST32		p. 6-7

50,000 min⁻¹ motor spindle

HES510-BT30		p. 6-9
HES510-BT40		p. 6-9
HES510-IT40		p. 6-9
HES510-BT50		p. 6-11
HES510-HSK A63		p. 6-11
HES510-ST32		p. 6-11

Controller

E3000 CONTROLLER		p. 6-13
------------------	---------------------------------------------------------------------------------------	---------

Motor cord

EMCD-810 [Length] 4 m, 6 m, 8 m		p. 6-14
--------------------------------------	--------------------------------------------------------------------------------------	---------

Combination Example


[HES810 SERIES]



[HES810-BT40]

	Code No.	Model	Description
1	7879	HES810-BT40	Motor spindle
2	9248	EMCD-810-4M	Motor cord 4 m
3	8422	E3000	E3000 Controller
4	4504	AL-C1204	Air line kit
5	91440	CHA-4.0	Collet ϕ 4.0 mm

[HES510 SERIES]



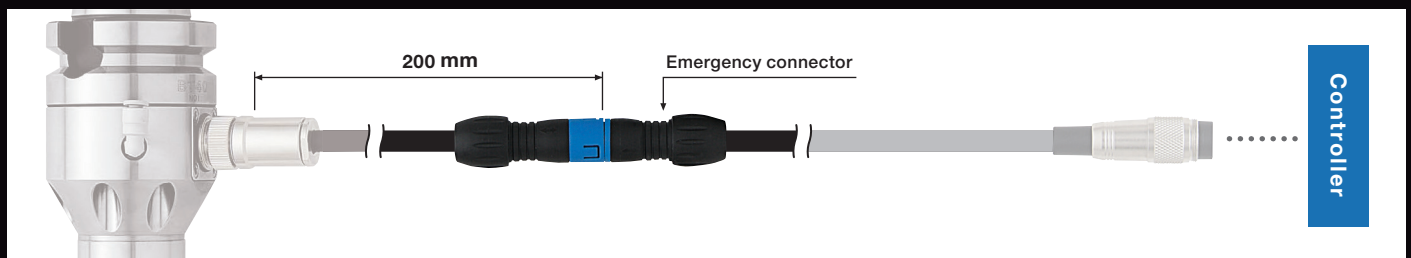
[HES510-BT40]

	Code No.	Model	Description
1	7891	HES510-BT40	Motor spindle
2	9248	EMCD-810-4M	Motor cord 4 m
3	8422	E3000	E3000 Controller
4	4504	AL-C1204	Air line kit
5	91540	CHK-4.0	Collet ϕ 4.0 mm

Safety function

HES810 / 510 have a motor cord with the Emergency connector.

In case the machine spindle rotates by accident, the Emergency connector disconnects by itself to minimize the damage both the machine and controller.



It is crucial to install the controller and the cable according to "OPERATION MANUAL" in order to function the Emergency connector properly.

E4000
E3000
E2000
iSpeed3
Air-Speed
HES
TURBINES
ACCESSORIES

Specifications

CAD drawings

CAD drawings (DXF/STEP) are available on our website

HES810-BT30

Code No. **7878** **Model** **HES810-BT30**


Max. power	Motor speed	Spindle accuracy	Net weight
350 w	20,000–80,000 min⁻¹ *Recommended motor speed: 50,000–80,000 min ⁻¹	Within 1 μm	2.0 kg
Standard equipment and accessories	Collet nut (CHN-A) / Wrench (8 × 5) · (9 × 11): 1 pc. each *Collet is sold separately.		
Options	Collet (CHA Group): φ0.5–φ4.0 mm p. 8-5		
	Motor cord: 4 m (9248), 6 m (9249), 8 m (9250) p. 6-14		

HES810-BT40

Code No. **7879** **Model** **HES810-BT40**


Max. power	Motor speed	Spindle accuracy	Net weight
350 w	20,000–80,000 min⁻¹ *Recommended motor speed: 50,000–80,000 min ⁻¹	Within 1 μm	2.2 kg
Standard equipment and accessories	Collet nut (CHN-A) / Wrench (8 × 5) · (9 × 11): 1 pc. each *Collet is sold separately.		
Options	Collet (CHA Group): φ0.5–φ4.0 mm p. 8-5		
	Motor cord: 4 m (9248), 6 m (9249), 8 m (9250) p. 6-14		

HES810-IT40

Code No. **7883** **Model** **HES810-IT40**


Max. power	Motor speed	Spindle accuracy	Net weight
350 w	20,000–80,000 min⁻¹ *Recommended motor speed: 50,000–80,000 min ⁻¹	Within 1 μm	2.4 kg
Standard equipment and accessories	Collet nut (CHN-A) / Wrench (8 × 5) · (9 × 11): 1 pc. each *Collet is sold separately.		
Options	Collet (CHA Group): φ0.5–φ4.0 mm p. 8-5		
	Motor cord: 4 m (9248), 6 m (9249), 8 m (9250) p. 6-14		

E4000

E3000

E2000

iSpeed3

Air-Speed

HES

TURBINES

ACCESSORIES

Specifications

CAD drawings

CAD drawings (DXF/STEP) are available on our website

HES810-BT50

Code No. **7880** **Model** **HES810-BT50**


Max. power	Motor speed	Spindle accuracy	Net weight
350 w	20,000–80,000 min⁻¹ *Recommended motor speed: 50,000–80,000 min ⁻¹	Within 1 μm	4.9 kg
Standard equipment and accessories	Collet nut (CHN-A) / Wrench (8 × 5) · (9 × 11): 1 pc. each *Collet is sold separately.		
Options	Collet (CHA Group): φ0.5–φ4.0 mm p. 8-5		
	Motor cord: 4 m (9248), 6 m (9249), 8 m (9250) p. 6-14		

HES810-HSK A63

Code No. **7884** **Model** **HES810-HSK A63**


Max. power	Motor speed	Spindle accuracy	Net weight
350 w	20,000–80,000 min⁻¹ *Recommended motor speed: 50,000–80,000 min ⁻¹	Within 1 μm	2.6 kg
Standard equipment and accessories	Collet nut (CHN-A) / Wrench (8 × 5) · (9 × 11): 1 pc. each *Collet is sold separately.		
Options	Collet (CHA Group): φ0.5–φ4.0 mm p. 8-5		
	Motor cord: 4 m (9248), 6 m (9249), 8 m (9250) p. 6-14		

HES810-ST32

Code No. **7885** **Model** **HES810-ST32**


Max. power	Motor speed	Spindle accuracy	Net weight
350 w	20,000–80,000 min⁻¹ *Recommended motor speed: 50,000–80,000 min ⁻¹	Within 1 μm	2.3 kg
Standard equipment and accessories	Collet nut (CHN-A) / Wrench (8 × 5) · (9 × 11): 1 pc. each *Collet is sold separately.		
Options	Collet (CHA Group): φ0.5–φ4.0 mm p. 8-5		
	Motor cord: 4 m (9248), 6 m (9249), 8 m (9250) p. 6-14		

E4000

E3000

E2000

iSpeed3

Air-Speed

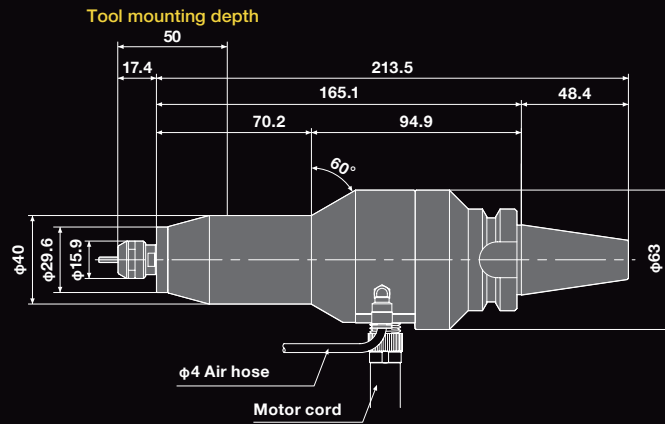
HES

TURBINES

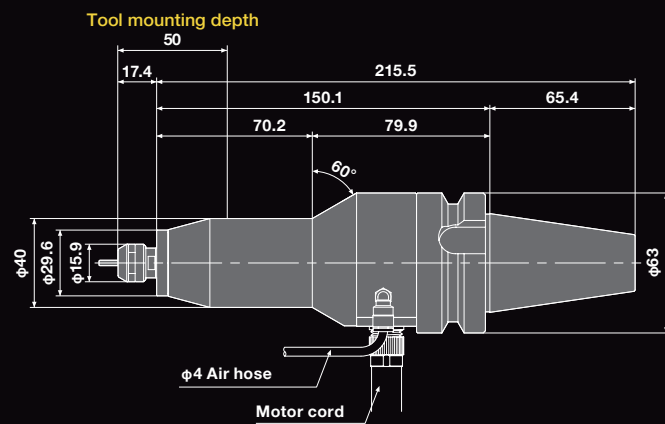
ACCESSORIES

50,000 min⁻¹ motor spindle

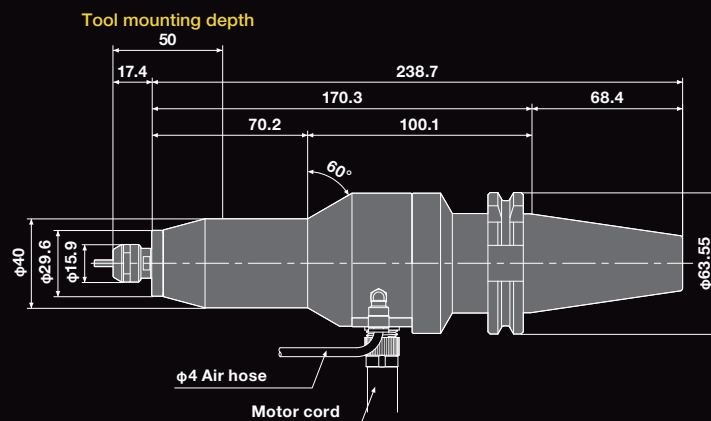
HES510-BT30



HES510-BT40



HES510-IT40



Specifications

CAD drawings

CAD drawings (DXF/STEP) are available on our website

HES510-BT30

Code No. **7890** **Model** **HES510-BT30**


Max. power	Motor speed	Spindle accuracy	Net weight
340 w	5,000–50,000 min⁻¹	Within 1 μm	2.2 kg
Standard equipment and accessories	Collet nut (K-265) / Wrench (12 × 14): 2 pcs. *Collet is sold separately.		
Options	Collet (CHK Group): φ0.5–φ6.35 mm p. 8-5		
	Motor cord: 4 m (9248), 6 m (9249), 8 m (9250) p. 6-14		

HES510-BT40

Code No. **7891** **Model** **HES510-BT40**


Max. power	Motor speed	Spindle accuracy	Net weight
340 w	5,000–50,000 min⁻¹	Within 1 μm	2.3 kg
Standard equipment and accessories	Collet nut (K-265) / Wrench (12 × 14): 2 pcs. *Collet is sold separately.		
Options	Collet (CHK Group): φ0.5–φ6.35 mm p. 8-5		
	Motor cord: 4 m (9248), 6 m (9249), 8 m (9250) p. 6-14		

HES510-IT40

Code No. **7895** **Model** **HES510-IT40**


Max. power	Motor speed	Spindle accuracy	Net weight
340 w	5,000–50,000 min⁻¹	Within 1 μm	2.6 kg
Standard equipment and accessories	Collet nut (K-265) / Wrench (12 × 14): 2 pcs. *Collet is sold separately.		
Options	Collet (CHK Group): φ0.5–φ6.35 mm p. 8-5		
	Motor cord: 4 m (9248), 6 m (9249), 8 m (9250) p. 6-14		

E4000

E3000

E2000

iSpeed3

Air-Speed

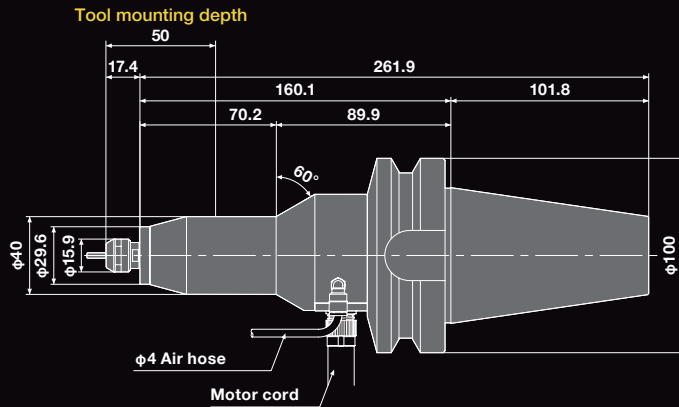
HES

TURBINES

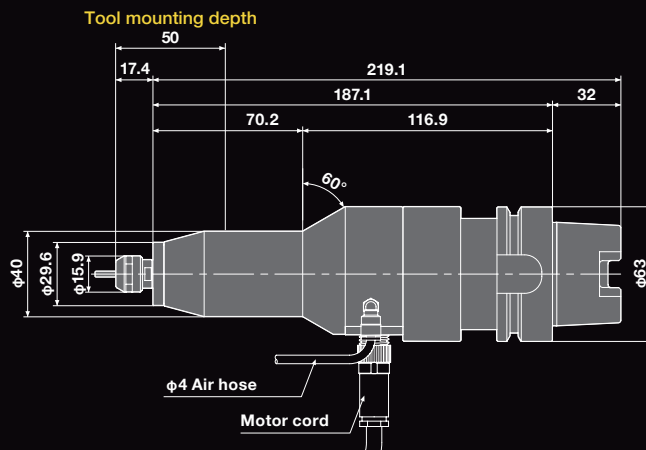
ACCESSORIES

50,000 min⁻¹ motor spindle

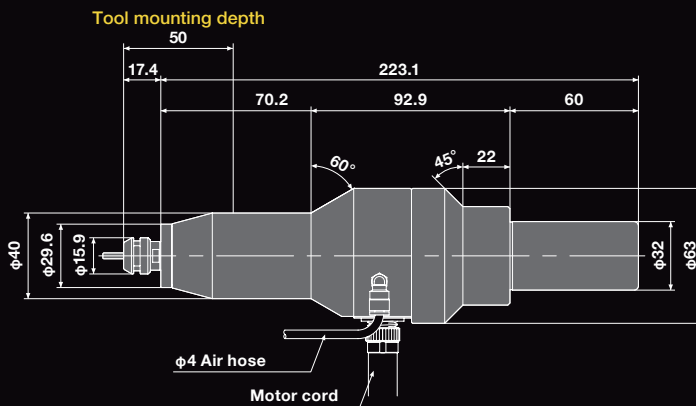
HES510-BT50



HES510-HSK A63



HES510-ST32



Specifications

CAD drawings

CAD drawings (DXF/STEP) are available on our website

HES510-BT50

Code No. **7892** **Model** **HES510-BT50**


Max. power	Motor speed	Spindle accuracy	Net weight
340 w	5,000–50,000 min⁻¹	Within 1 μm	5.0 kg
Standard equipment and accessories	Collet nut (K-265) / Wrench (12 × 14): 2 pcs. *Collet is sold separately.		
Options	Collet (CHK Group): φ0.5–φ6.35 mm p. 8-5		
	Motor cord: 4 m (9248), 6 m (9249), 8 m (9250) p. 6-14		

HES510-HSK A63

Code No. **7897** **Model** **HES510-HSK A63**


Max. power	Motor speed	Spindle accuracy	Net weight
340 w	5,000–50,000 min⁻¹	Within 1 μm	2.7 kg
Standard equipment and accessories	Collet nut (K-265) / Wrench (12 × 14): 2 pcs. *Collet is sold separately.		
Options	Collet (CHK Group): φ0.5–φ6.35 mm p. 8-5		
	Motor cord: 4 m (9248), 6 m (9249), 8 m (9250) p. 6-14		

HES510-ST32

Code No. **7899** **Model** **HES510-ST32**


Max. power	Motor speed	Spindle accuracy	Net weight
340 w	5,000–50,000 min⁻¹	Within 1 μm	2.4 kg
Standard equipment and accessories	Collet nut (K-265) / Wrench (12 × 14): 2 pcs. *Collet is sold separately.		
Options	Collet (CHK Group): φ0.5–φ6.35 mm p. 8-5		
	Motor cord: 4 m (9248), 6 m (9249), 8 m (9250) p. 6-14		

E4000

E3000

E2000

iSpeed3

Air-Speed

HES

TURBINES

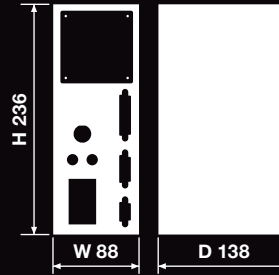
ACCESSORIES

E3000 Controller

E3000 CONTROLLER Controller

Code No.


8422






External control function

- **External input**
Rotating ON/OFF, Forward/reverse rotation, Motor speed control, Safety relay brake, etc.
- **External output**
Motor current, Rotating pulse, Error, Load, Motor speed, etc.
- **Parameter setting**
Setting maximum motor speed, Setting fixed motor speed, Speed point, etc.

*For more information, please refer to the operation manual on our website.

Motor speed	
1,000–80,000 min ⁻¹	
Input voltage	
Ac100–240 v Without plug Multiple output power 	
Max. power	Power consumption
350 w	Ac1.8 A
Air consumption	Net weight
30 NL/min (0.25–0.3 MPa)	2.8 kg
Standard equipment and accessories	
Power cord: 3 m / Air hose with filter (K-251: 2058): 2 m	
Reducer / Connector cap (included)	
Bracket / Nylon clip / Screw / Rubber pad	
Fuse T6.3AL 250V (2063): 2 pcs.	

Motor cord

Motor cord	Code No.	Model	Cord length	Standard equipment and accessories
	9248	EMCD-810-4M	4 m	Air cooling hose Connector cap (included)
	9249	EMCD-810-6M	6 m	
	9250	EMCD-810-8M	8 m	

*The minimum cord bending radius for above motor cords is 60 mm.

E4000

E3000

E2000

1 Speed3

Air-Speed

HES

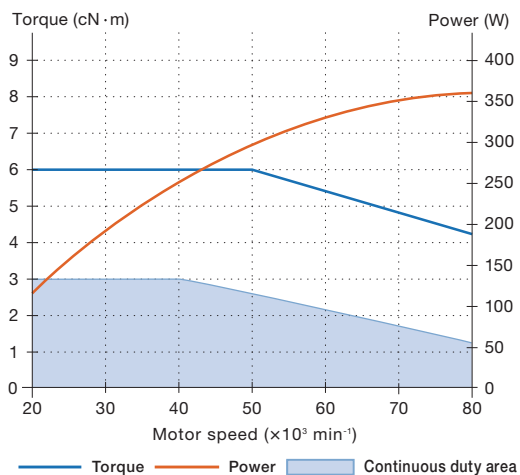
TURBINES

ACCESSORIES

Torque & power curve

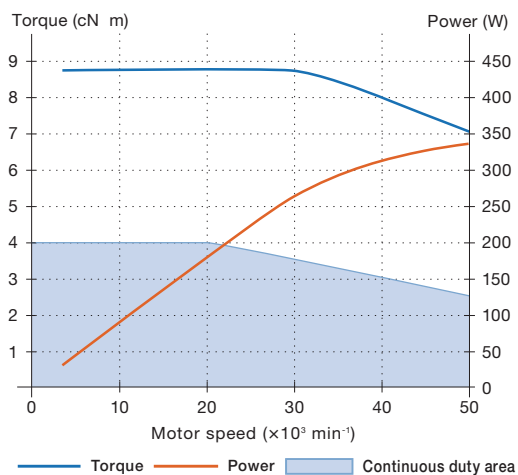
[HES810 SERIES]

Torque & power curve



[HES510 SERIES]

Torque & power curve



ACCESSORIES

Air line kit	p. 8-3-4
Collet	p. 8-5-7
Collet nut	p. 8-8
Grip ring / Spacer / Bush	p. 8-9-10
Collet holder / Preset adapter	p. 8-11
COMBOX-NET.EIP, etc.	p. 8-12-14



E4000

E3000

E2000

I-Speed3

Air-Speed

HES


TURBINES

ACCESSORIES

Air line kit

AL-A0611

Filtration: 0.01 µm



Code No.	1548	Model	AL-A0611
----------	-------------	-------	-----------------

■ Air piping

Inlet: Coupler (Model: KK13P-02M made by SMC Corporation)

Outlet: φ6.0 mm × 2 parts

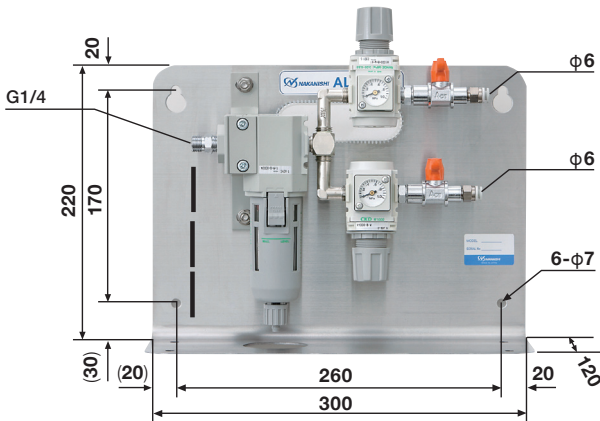
■ Net weight: 8.2 kg

Standard accessories	Spacer: 4 pcs.
Standard equipment	Mist separator / Micro-mist separator Membrane air dryer / Air regulator Regulator with Micro-mist separator Digital pressure switch: 2 pcs. / Solenoid valve: 2 pcs.
Compatible model	E3000 (NRAF-5080) · ABT series Xspeed series

*If you do not use our air line kit, please prepare a micro mist separator with 0.01 µm filtration.

AL-A1205

Filtration: 0.3 µm



Code No.	4505	Model	AL-A1205
----------	-------------	-------	-----------------

■ Air piping

Inlet: G1/4 male thread for connection hose

Outlet: φ6.0 mm × 2 parts


■ Net weight: 2.4 kg

Standard accessories	Hose pipe (K-275): 2 m Mounting screw (M6 × 20): 4 pcs. Washer: 4 pcs. / Rubber pad: 4 pcs.
Standard equipment	Oil mist filter / Air regulator: 2 pcs. ON-OFF valve: 2 pcs.
Compatible model	E3000 (NRAF-5080) · ABT series

*Recommendation of nominal filtration rating: 0.3 µm,
Pressure range: 0.1-1.0 MPa Recommendation of air filter: M2000-WS (CKD)

AL-C1204

Filtration: 0.3 µm



Code No.	4504	Model	AL-C1204
----------	-------------	-------	-----------------

■ Air piping

Inlet: G1/4 male thread for connection hose

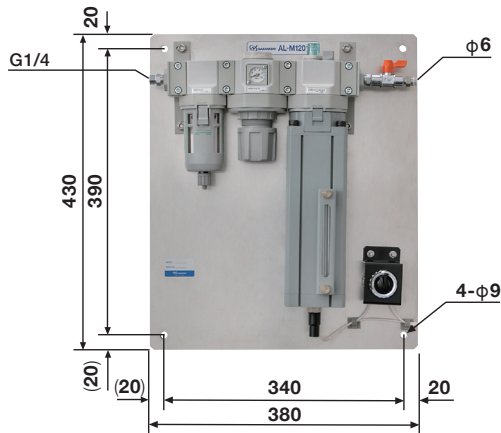
Outlet: φ6.0 mm

■ Net weight: 1.9 kg

Standard accessories	Hose pipe (K-275): 2 m / Rubber pad: 4 pcs. Mounting screw (M6 × 20): 4 pcs. Washer: 4 pcs. / Hose band: 1 pc.
Standard equipment	Air filter / Air regulator / Air pressure gauge ON-OFF valve
Compatible model	E4000 series · E3000 series · E2000 series iSpeed3 series · HES series

AL-M1201BL

Filtration: 0.3 μm



Code No.	4501	Model	AL-M1201BL
----------	-------------	-------	-------------------


- **Air piping**
Inlet: G1/4 male thread for connection hose
Outlet: φ6.0 mm
- **Net weight: 5.2 kg**

Standard accessories	Hose pipe (K-275): 2 m / Connection joint: 1 pc. φ6 mm Air hose: 1 pc. / Spacer: 4 pcs. Lubricating oil (K-202) 1 L: 1 pc. Bolt (M8 × 20 L): 4 pcs.
Standard equipment	Air filter / Air regulator / Lubricator ON-OFF valve / Alarm buzzer
Compatible model	E3000 (RG-3004M) · HTS series PLANET series

*Recommendation of nominal filtration rating: 0.3 μm,
Pressure range: 0.1-1.0 MPa Recommendation of air filter: M2000-WS (CKD)

AL-M1202

Filtration: 0.3 μm




Code No.	4502	Model	AL-M1202
----------	-------------	-------	-----------------

- **Air piping**
Inlet: G1/4 male thread for connection hose
Outlet: φ6.0 mm
- **Net weight: 2.8 kg**

Standard accessories	Hose pipe (K-275): 2 m / Hose band: 1 pc. Lubricating oil (K-211) 70 cc: 1 pc. Mounting screw (M6 × 20): 4 pcs. Washer: 4 pcs. / Rubber pad: 4 pcs.
Standard equipment	Air filter / Air regulator / Lubricator ON-OFF valve
Compatible model	Air-Speed series · HTS series · PLANET series

AL-M1203BS2

Filtration: 0.3 μm



Code No.	4503	Model	AL-M1203BS2
----------	-------------	-------	--------------------

- **Air piping**
Inlet: G1/4 male thread for connection hose
Outlet: φ6.0 mm × 2 parts
- **Net weight: 3.9 kg**

Standard accessories	Hose pipe (K-275): 2 m Lubricating oil (K-202) 1 L: 1 pc. Bolt (M8 × 20 L): 4 pcs. / Spacer: 4 pcs.
Standard equipment	Air filter / Air regulator / Lubricator Solenoid valve: 2 pcs. / Alarm buzzer
Compatible model	Air-Speed series

E4000

E3000

E2000

1Speed3

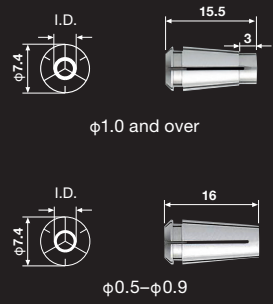
Air-Speed


HES

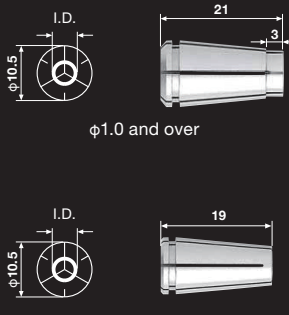
TURBINES

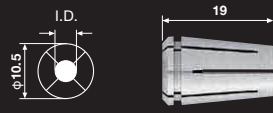
ACCESSORIES

Collet


CHA Group		Fit nuts: CHN-A, CHN-AA, CHN-CTA, CHN-3A			
		Code No.	Model	I.D. (mm)	Compatible model
 <p>φ1.0 and over</p> <p>φ0.5-φ0.9</p>	91494	CHA-3.0AA	φ3.0AA*	CTS-2630 / 2620A (Type AA only) CTS-3030 EM20-S6000 · EM25-S6000 EMS-3060A · NR-3080S MSS-19 · MSS-20 · MSS-22 PMS-3020A QC3-A (NRR3060-QC / NR3060-AQC) ABT-1000 / 1600 Xpeed1600 (Type AA only) HES810 series HTS series iSpeed3 series	
	91496	CHA-3.175AA	φ3.175AA*		
	91495	CHA-4.0AA	φ4.0AA*		
	91492	CHA-2.35	φ2.35		
	91430	CHA-3.0	φ3.0		
	91493	CHA-3.175	φ3.175		
	91440	CHA-4.0	φ4.0		
	914 □□	CHA-□□	φ0.5, φ0.6, φ0.7, φ0.8, φ0.9 φ1.0, φ1.5, φ2.0, φ2.5, φ3.5 φ1.1, φ1.2, φ1.3, φ1.4, φ1.6, φ1.7, φ1.8, φ1.9 φ2.1, φ2.2, φ2.3, φ2.4, φ2.6, φ2.7, φ2.8, φ2.9 φ3.1, φ3.2, φ3.3, φ3.4, φ3.6, φ3.7, φ3.8, φ3.9		
					*High precision type AA (Run-out accuracy within 2 μm)

CHB Group		Fit nuts: K-265, K-265A			
		Code No.	Model	I.D. (mm)	Compatible model
	92820	CHB-2.0	φ2.0	NR33-6000ATC-ESD NR40-5100 ATC · NRR-3060	
	92830	CHB-3.0	φ3.0		
	92893	CHB-3.175	φ3.175		
	92835	CHB-3.5	φ3.5		
	92840	CHB-4.0	φ4.0		


CHK Group		Fit nuts: K-265, K-265A			
		Code No.	Model	I.D. (mm)	Compatible model
 <p>φ1.0 and over</p> <p>φ0.5-φ0.9</p>	91597	CHK-3.0AA	φ3.0AA*	EM30-S6000 · EMA-3020K · EMR-3008K EMS-3060K · NR-2551 · NR-3060 NR-3060S · NR-403E · NR-453E NRAF-5080 · NRF-3060S · RAS-151E RAX-71E · RAX-271E MSS-25 · MSST-23 · PMA-3013K PMR-3005K · PMS-3020K NR-303 · NR-311 · NR-2351 · RAS-101 QC5-K (NRR4040-QC / NR4040-AQC) QC3-K (NRR3060-QC / NR3060-AQC) Xpeed1200 (Type AA only) HES510 series PLANET series	
	91598	CHK-3.175AA	φ3.175AA*		
	91599	CHK-4.0AA	φ4.0AA*		
	91600	CHK-6.0AA	φ6.0AA*		
	91601	CHK-6.35AA	φ6.35AA*		
	91592	CHK-2.35	φ2.35		
	91530	CHK-3.0	φ3.0		
	91593	CHK-3.175	φ3.175		
	91540	CHK-4.0	φ4.0		
	91594	CHK-4.76	φ4.76		
	91560	CHK-6.0	φ6.0		
	91596	CHK-6.35	φ6.35		
	915 □□	CHK-□□	φ0.5, φ0.6, φ0.7, φ0.8, φ0.9 φ1.0, φ1.5, φ2.0, φ2.5, φ3.5, φ4.5, φ5.0, φ5.5 φ1.1, φ1.2, φ1.3, φ1.4, φ1.6, φ1.7, φ1.8, φ1.9 φ2.1, φ2.2, φ2.3, φ2.4, φ2.6, φ2.7, φ2.8, φ2.9 φ3.1, φ3.2, φ3.3, φ3.4, φ3.6, φ3.7, φ3.8, φ3.9 φ4.1, φ4.2, φ4.3, φ4.4, φ4.6, φ4.7, φ4.8, φ4.9 φ5.1, φ5.2, φ5.3, φ5.4, φ5.6, φ5.7, φ5.8, φ5.9		
					*High precision type AA (Run-out accuracy within 2 μm)

CHK-OH Group		Fit nut: K-265			
		Code No.	Model	I.D. (mm)	Compatible model
	93630	CHK-OH-3.0	φ3.0	CTM-4020 BMS-4020-MQL-CHK / 2M BMS-4040-MQL-CHK / 2M	
	93631	CHK-OH-3.175	φ3.175		
	93640	CHK-OH-4.0	φ4.0		
	93650	CHK-OH-5.0	φ5.0		
	93660	CHK-OH-6.0	φ6.0		
	93663	CHK-OH-6.35	φ6.35		

CHM Group

	Code No.	Model	I.D. (mm)	Compatible model
	90910	CHM-1.0	φ1.0	AMH-301 · NR-601
	90916	CHM-1.6	φ1.6	
	90920	CHM-2.0	φ2.0	
	90992	CHM-2.35	φ2.35	
	90930	CHM-3.0	φ3.0	
	90993	CHM-3.175	φ3.175	

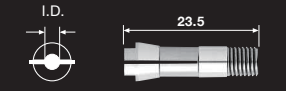
CHR Group

	Code No.	Model	I.D. (mm)	Compatible model
	91920	CHR-2.0	φ2.0	NR50-5100 ATC
	91930	CHR-3.0	φ3.0	
	91993	CHR-3.175	φ3.175	
	91940	CHR-4.0	φ4.0	
	91960	CHR-6.0	φ6.0	
	91996	CHR-6.35	φ6.35	


CHR RS Group

	Code No.	Model	I.D. (mm)	Compatible model
	93201	CHR-3.0RS	φ3.0	NR50-5100 ATC NR50-5100 ATC RS · NR50-6000ATC-RS
	93202	CHR-3.175RS	φ3.175	
	93203	CHR-4.0RS	φ4.0	
	93204	CHR-6.0RS	φ6.0	
	93205	CHR-6.35RS	φ6.35	

CHS Group

	Code No.	Model	I.D. (mm)	Compatible model
	90516	CHS-1.6	φ1.6	RA-200 · RA-271E
	90592	CHS-2.35	φ2.35	
	90530	CHS-3.0	φ3.0	
	90593	CHS-3.175	φ3.175	
	905 □□	CHS-□□	φ0.8, φ0.9	
φ1.0, φ2.0, φ2.5 φ1.1, φ1.2, φ1.3, φ1.4, φ1.5, φ1.7, φ1.8, φ1.9 φ2.1, φ2.2, φ2.3, φ2.4, φ2.6, φ2.7, φ2.8, φ2.9				

CHSS Group

	Code No.	Model	I.D. (mm)	Compatible model
	93010	CHSS-1.0	φ1.0	EMA-3020S · PMA-3013S QC3-SS (NRR3060-QC / NR3060-AQC)
	93015	CHSS-1.5	φ1.5	
	93020	CHSS-2.0	φ2.0	
	93025	CHSS-2.5	φ2.5	
	93092	CHSS-2.35	φ2.35	
	93030	CHSS-3.0	φ3.0	
93093	CHSS-3.175	φ3.175		

E4000

E3000

E2000

1Speed3


Air-Speed


HES


TURBINES

ACCESSORIES

Collet



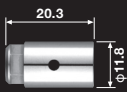





CH8 Group				
	Code No.	Model	I.D. (mm)	Compatible model
	91092	CH8-2.35	φ2.35	RA-100 · RA-151E
	91030	CH8-3.0	φ3.0	
	91093	CH8-3.175	φ3.175	
	910 □□	CH8-□□	φ0.8, φ0.9	
			φ1.0, φ1.5, φ2.0, φ2.5	
φ1.1, φ1.2, φ1.3, φ1.4, φ1.6, φ1.7, φ1.8, φ1.9				
φ2.1, φ2.2, φ2.3, φ2.4, φ2.6, φ2.7, φ2.8, φ2.9				

CH16 Group				Fit nut: CHN-16
 <p>*CH16-10.0 Length 24.5</p>	Code No.	Model	I.D. (mm)	Compatible model
	93130	CH16-3.0	φ3.0	BMS-4020 / 2M · BMS-4020RA BMS-4040 / 2M BMS-4040-RGD-03M / 2M BMS-4040RA-RGD-03M / 2M BMS-4040RA · NR-4040 QC5-16 (NRR4040-QC / NR4040-AQC)
	93193	CH16-3.175	φ3.175	
	93140	CH16-4.0	φ4.0	
	93160	CH16-6.0	φ6.0	
	93196	CH16-6.35	φ6.35	
	93180	CH16-8.0	φ8.0	
	93100	CH16-10.0	φ10.0	

CH16OH Group				Fit nut: CHN-16
 <p>*CH16OH-9.0, 10.0 Length 24.5</p>	Code No.	Model	I.D. (mm)	Compatible model
	93330	CH16OH-3.0	φ3.0	BMS-4020-MQL / 2M BMS-4040-MQL / 2M
	93331	CH16OH-3.175	φ3.175	
	93340	CH16OH-4.0	φ4.0	
	93350	CH16OH-5.0	φ5.0	
	93360	CH16OH-6.0	φ6.0	
	93363	CH16OH-6.35	φ6.35	
	93370	CH16OH-7.0	φ7.0	
	93380	CH16OH-8.0	φ8.0	
	93390	CH16OH-9.0	φ9.0	
	93400	CH16OH-10.0	φ10.0	

Collet nut

Order by Code No.

CHN-A				Fit collet: CHA Group
	Code No.	Model	Description	Compatible model
	2102	CHN-A	Collet nut for CHA collet	QC3-A (NRR3060-QC / NR3060-AQC) EM20-S6000 · EM25-S6000 EMS-3060A · NR-3080S MSS-19 · MSS-20 · MSS-22 PMS-3020A HES810 series iSpeed3 series
CHN-AA				Fit collet: CHA Group
	Code No.	Model	Description	Compatible model
	2159	CHN-AA	Collet nut for CHA collet	HTS series
CHN-CTA				Fit collet: CHA Group
	Code No.	Model	Description	Compatible model
	7798	CHN-CTA-3.0	Collet nut for CHA collet	CTS-2630 / 2620A / 3030
	7799	CHN-CTA-3.175		
	7800	CHN-CTA-4.0		
CHN-3A				Fit collet: CHA Group
	Code No.	Model	Description	Compatible model
	2160	CHN-3A	Collet nut for CHA collet	ABT series · Xpeed1600
K-265				Fit collets: CHK Group, CHK-OH Group
	Code No.	Model	Description	Compatible model
	2129	K-265	Collet nut for CHK collet	CTM-4020 BMS-4020-MQL-CHK / 2M BMS-4040-MQL-CHK / 2M QC5-K (NRR4040-QC / NR4040-AQC) QC3-K (NRR3060-QC / NR3060-AQC) EM30-S6000 · EMA-3020K · EMR-3008K EMS-3060K · NR-403E · NR-453E NR-2551 · NR-3060 · NR-3060S NRF-3060S · RAS-151E · RAX-71E RAX-271E MSS-25 · MSST-23 NR-303 · NR-311 · NR-2351 · RAS-101 PMA-3013K · PMR-3005K · PMS-3020K HES510 series PLANET series
K-265A				Fit collet: CHK Group
	Code No.	Model	Description	Compatible model
	2158	K-265A	Collet nut for CHK collet	NRAF-5080 Xpeed1200
CHN-16				Fit collets: CH16 Group, CH16OH Group
	Code No.	Model	Description	Compatible model
	2161	CHN-16	Collet nut for CH16 collet	BMS-4020 / 2M · BMS-4020-MQL / 2M BMS-4020RA · BMS-4040 / 2M BMS-4040-MQL / 2M · BMS-4040RA BMS-4040RA-RGD-03M / 2M BMS-4040-RGD-03M / 2M · NR-4040 QC5-16 (NRR4040-QC / NR4040-AQC)
CHN-20				Recommended : REGO-FIX ER20/ER20UP
	Code No.	Model	Description	Compatible model
	7914	CHN-20	Collet nut for BMS-5010 collet	BMS-5010 / RA

E4000

E3000

E2000

iSpeed3

Air-Speed

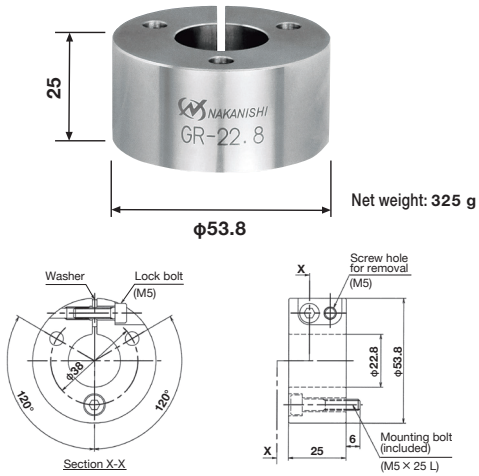
HES

TURBINES

ACCESSORIES

Grip ring

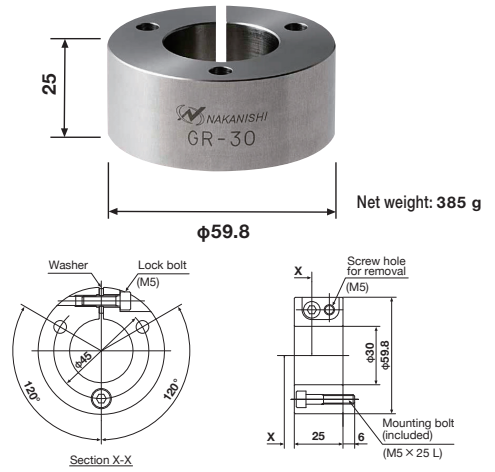
GR-22.8



Code No.	1888	Model	GR-22.8
Standard accessories	Mounting bolt (M5 × 25 L): 3 pcs.		
Compatible model	φ22.8 mm Spindle		

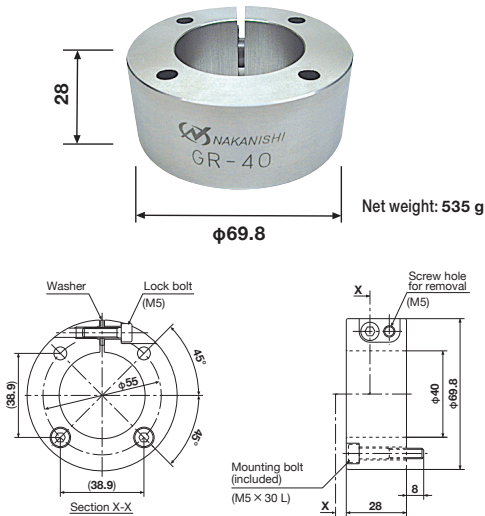
*GR-22.8 cannot be used with NR-311.

GR-30



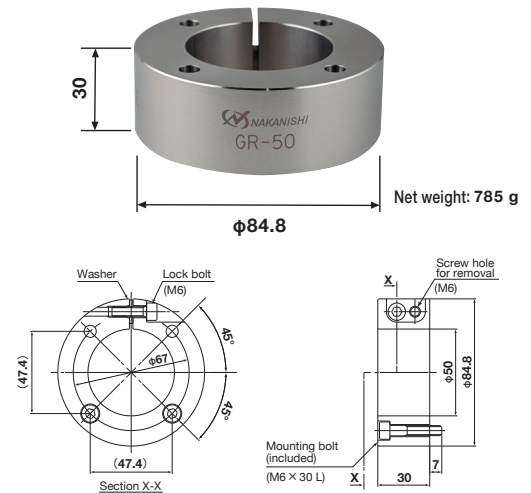
Code No.	1885	Model	GR-30
Standard accessories	Mounting bolt (M5 × 25 L): 3 pcs.		
Compatible model	φ30 mm Spindle		

GR-40



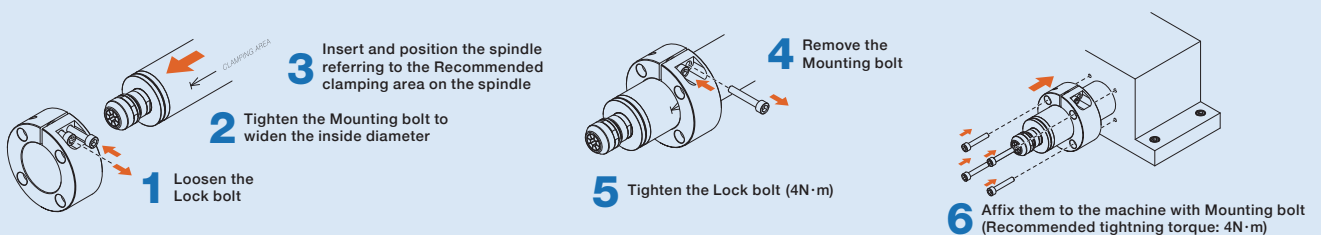
Code No.	1886	Model	GR-40
Standard accessories	Mounting bolt (M5 × 30 L): 4 pcs.		
Compatible model	φ40 mm Spindle		

GR-50



Code No.	1889	Model	GR-50
Standard accessories	Mounting bolt (M6 × 30 L): 4 pcs.		
Compatible model	φ50 mm Spindle		


How to mount to a machine tool



*The above figure shows GR-40 and GR-50, while GR-22.8 and GR-30 require three mounting bolts.


Spacer

Order by Code No.

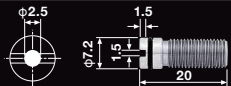
Spacer	Code No.	Model	Description / Description (I.D. × T)	Compatible model
	1882	SP-22 × 10 L	Spacer ($\phi 22 \times 10$ mm)	BM-322FL · BM-322FR

Bush

Bushings to allow smaller diameter spindles to be mounted in larger diameter holders

Bush	Code No.	Model	Description / Dimensions (I.D. × O.D. × L)	Compatible model
	1887	RB-19.05 × 25.4 × 36 L	$\phi 25.4$ Bush ($\phi 19.05 \times \phi 25.4 \times 36$ mm)	BM-319 · BM-319F · BMF-319 · BMJ-319 MSS-1902R / RA · MSS-1908R / RA MSS-1930R / RA
	1877	RB-20 × 22	$\phi 22$ Bush ($\phi 20 \times \phi 22 \times 40$ mm)	BM-320 · BMF-320 · BMJ-320 · EM20-S6000 MSS-2002R / RA · MSS-2008R / RA MSS-2030R / RA
	1876	RB-20 × 22.8	$\phi 22.8$ Bush ($\phi 20 \times \phi 22.8 \times 40$ mm)	BM-320 · BMF-320 · BMJ-320 · EM20-S6000 MSS-2002R / RA · MSS-2008R / RA MSS-2030R / RA
	1875	RB-20 × 23	$\phi 23$ Bush ($\phi 20 \times \phi 23 \times 40$ mm)	BM-320 · BMF-320 · BMJ-320 · EM20-S6000 MSS-2002R / RA · MSS-2008R / RA MSS-2030R / RA
	1878	RB-20 × 25	$\phi 25$ Bush ($\phi 20 \times \phi 25 \times 40$ mm)	BM-320 · BMF-320 · BMJ-320 · EM20-S6000 MSS-2002R / RA · MSS-2008R / RA MSS-2030R / RA
	1879	RB-20 × 25.4	$\phi 25.4$ Bush ($\phi 20 \times \phi 25.4 \times 40$ mm)	BM-320 · BMF-320 · BMJ-320 · EM20-S6000 MSS-2002R / RA · MSS-2008R / RA MSS-2030R / RA
	1883	RB-22 × 25 × 34 L	$\phi 25$ Bush ($\phi 22 \times \phi 25 \times 33.5$ mm)	BM-322 · BM-322FL · BM-322FR BM-322FS · BMF-322 · BMJ-322
	1884	RB-22 × 25.4 × 34 L	$\phi 25.4$ Bush ($\phi 22 \times \phi 25.4 \times 33.5$ mm)	BM-322 · BM-322FL · BM-322FR BM-322FS · BMF-322 · BMJ-322
	1872	RBS-22.8 × 25	$\phi 25$ Bush ($\phi 22.8 \times \phi 25 \times 25$ mm)	AMH-301 · NR-303 · NR-311 · NR-2351 RA-200 · RAS-101
	1871	RB-22.8 × 25	$\phi 25$ Bush ($\phi 22.8 \times \phi 25 \times 44$ mm)	RA-100
	1874	RBS-22.8 × 25.4	$\phi 25.4$ Bush ($\phi 22.8 \times \phi 25.4 \times 25$ mm)	AMH-301 · NR-303 · NR-311 · NR-2351 RA-200 · RAS-101
	1873	RB-22.8 × 25.4	$\phi 25.4$ Bush ($\phi 22.8 \times \phi 25.4 \times 44$ mm)	RA-100
	1880	RB-30 × 32	$\phi 32$ Bush ($\phi 30 \times \phi 32 \times 45$ mm)	NR-3060 · NR-3060S · NR-403E
	1881	RB-30 × 36	$\phi 36$ Bush ($\phi 30 \times \phi 36 \times 45$ mm)	NR-3060 · NR-3060S · NR-403E

Adjuster bolt

Adjuster bolt	Code No.	Model	Description	Compatible model
	7739	ADJUSTER BOLT	Adjuster bolt	BMS-4020-MQL-CHK / 2M BMS-4040-MQL-CHK / 2M

E4000

E3000

E2000

1Speed3

Air-Speed

HES

TURBINES

ACCESSORIES

Collet holder

Collet holder	Code No.	Model	Description	Compatible model
	9216	QC5-16	Collet holder for CH16 *with CHN-16	NR4040-AQC · NRR4040-QC
	9225	QC5-16-R		
	9215	QC5-K	Collet holder for CHK *with K-265	NR4040-AQC · NRR4040-QC
	9224	QC5-K-R		
	9210	QC3-K	Collet holder for CHK *with K-265	NR3060-AQC · NRR3060-QC
	9223	QC3-K-R		
	9209	QC3-A	Collet holder for CHA *with CHN-A	
	9222	QC3-A-R		
	7794	QC3-SS	Collet holder for CHSS	

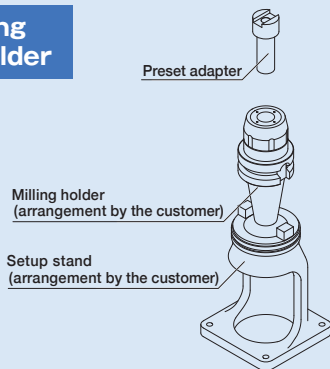
Preset adapter

Preset adapter	Code No.	Model	Description	Compatible collet holder
	9211	QC3-ADP	Preset adapter for QC3	QC3-A · QC3-K · QC3-SS
	9218	QC5-16 ADP	Preset adapter for QC5-16	QC5-16
	9217	QC5-K ADP	Preset adapter for QC5-K	QC5-K

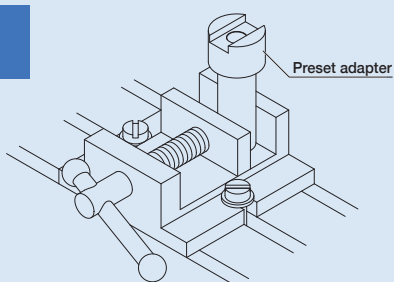
Set-up outside machines

1

In case using
a milling holder

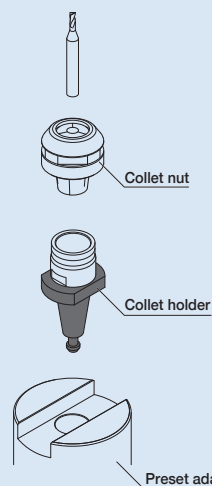


In case using
a vice

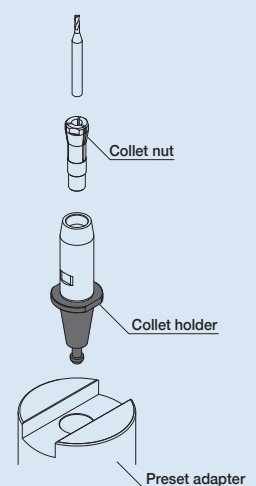


2






For QC3-K/A
QC5-16/K







For QC3-SS



Metal saw arbor · Grindstone arbor · Grindstone flange

Metal saw arbor	Code No.	Model	Description / Specifications	Compatible model	
	2146	KCH-02 (5.0)	φ5.0 (I.D.)	Metal saw arbor : for φd (I.D.) × φ30 mm or less (O.D.) Run-out accuracy: within 0.02 mm	RA-100 · RA-151E
	1077	KCH-02 (6.0)	φ6.0 (I.D.)		
	2147	KCH-02 (8.0)	φ8.0 (I.D.)		
	2148	KCH-03 (5.0)	φ5.0 (I.D.)	Metal saw arbor : for φd (I.D.) × φ30 mm or less (O.D.) Run-out accuracy: within 0.02 mm	EM30-S6000 · EMA-3020K · EMR-3008K EMS-3060K · MSS-25 · MSST-23 · NR-303 · NR-311 NR-403E · NR-453E · NR-2351 · NR-2551 · NR-3060 NR-3060S · NRF-3060S · PMA-3013K · PMR-3005K PMS-3020K · RAS-101 · RAS-151E RAX-71E · RAX-271E
	2130	KCH-03 (6.0)	φ6.0 (I.D.)		
	2149	KCH-03 (8.0)	φ8.0 (I.D.)		
Grindstone arbor	Code No.	Model	Description / Specifications	Compatible model	
	1029	AGM-01	Grindstone arbor Run-out accuracy: within 0.02 mm Grindstone I.D. φ5.0 mm	AMH-301 · NR-601	
	2131	AGM-03	Grindstone arbor Run-out accuracy: within 0.02 mm Grindstone I.D. φ5.0 mm	EM30-S6000 · EMA-3020K · EMR-3008K EMS-3060K · MSS-25 · MSST-23 · NR-303 · NR-403E NR-453E · NR-2351 · NR-2551 · NR-3060 · NR-3060S NRF-3060S · PMA-3013K · PMS-3020K · RAS-101 RAS-151E · RAX-71E · RAX-271E	
Grindstone flange	Code No.	Model	Description / Specifications	Compatible model	
	2138	EGF-19	Grindstone flange Available grindstone dimension φ19.05 (I.D.) × φ40 (O.D.) mm × 7 (width) mm	EM30-S6000 · EMR-3008K · EMS-3060K NR-403E · NR-453E · NR-2551 · NR-3060 · NR-3060S NRF-3060S · PMS-3020K	
	2143	NGF2-19	Grindstone flange Available grindstone dimension φ19.05 (I.D.) × φ40 (O.D.) mm × 7 (width) mm	NR-311	

Grease · Oil

Grease	Code No.	Model	Description	Compatible model
	1547	—	Grease for Speed reducer (2.5 mL)	ARG-011E · ARG-021E EMR-3008K · EMA-3020K RAX-271E · RAX-71E PMR-3005K
	1550	—	Grease for Speed reducer (10 mL)	
	1549	—	Grease for Speed reducer (100 mL)	
Oil	Code No.	Model	Description	Compatible model
	1057	K-211	Lubricating oil (70 cc)	Air line kit (AL-M1201BL · AL-M1202 · AL-M1203BS2)
	1058	K-202	Lubricating oil (1 L)	

COMBOX

Code No.

8495

Model

COMBOX

- By connecting the COMBOX to a CITIZEN “Cincom” CNC automatic lathe, iSpeed3 and E3000 motors can be easily operated by using the external M code signal.



Specifications	Input voltage: DC24 V (DC23-25 V) Dimensions: W142 × D240 × H31 mm / Net weight: 1.2 kg
Standard equipment and accessories	I/F Cable (High density D-SUB 15 connector): 1 pc. Cable D · E · F: 1 pc. each / Relay: 1 pc. Screw · Nut: 2 pcs. each / Connector cap: 4 pcs.
Compatible controllers	E3000 controller · iSpeed3 controller
External connecting device	CNC automatic lathe For details, please contact us or your local distributor.

E4000

E3000

E2000

iSpeed3

Air-Speed

HES

TURBINES

ACCESSORIES

Network Interface

COMBOX-NET.EIP

Easy IoT remote control and management of Nakanishi Spindle via EtherNet/IP.

Easy connection to a robot or special-purpose machine tool's PLC with a single LAN cable.

Code No.	7796	Model	COMBOX-NET.EIP
Code No.	7906	Model	COMBOX-NET D-sub Cable Set



EtherNet/IP™ is a trademark of ODVA, Inc.

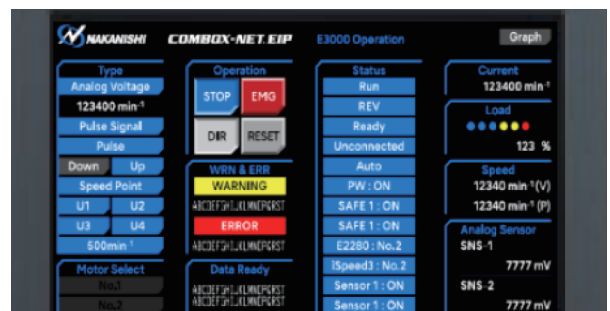
Feature 1 Remote management through IoT

• Easy remote error/warning display

Error or warning output from the controller can be easily displayed remotely. *Display contents vary depending on S/N

• Up to 4 sensors (digital × 2, analog × 2) can be connected

Various commercially available sensors can be added and used for condition monitoring.



PLC display example

Feature 2 Reduce design and production work hours

• Connectable to Ethernet/IP compatible devices via LAN cable *Support for other protocols is pending


• Reduction of the number of lines in the ladder program in PLCs is possible

• I/O-related devices are no longer needed, reducing the amount of wiring required

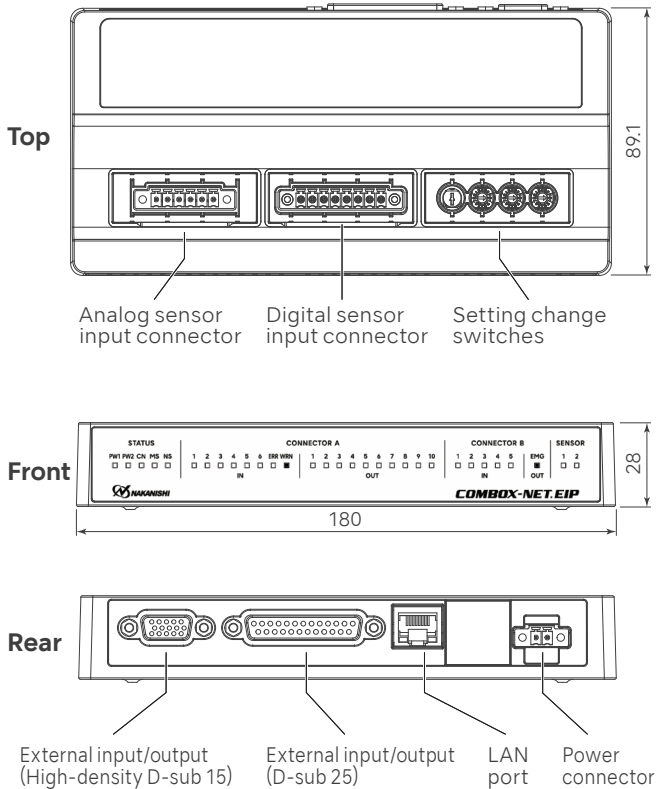
33% reduction in work hours
(compared to in-house measurements)



Connection example Simple configuration to connect to robots



Outside view



Specifications

Communication standard	EtherNet/IP
Baud rate	10 Mbps / 100 Mbps
Communication cycle (RPI)	4 ms or more
LAN cable specifications	Straight, category 5 or higher (STP cable recommended)
Rated input voltage	DC 24 V±10%
Dimensions	W180 × D89.1 × H28 mm
Net weight	282 g

Basic package

COMBOX-NET.EIP Main Body	1 pc.
Bracket	1 pc.
Mounting screw	4 pcs.
Power connector	1 pc.
Protect covers	Attached on the main body

Code No. **7796** Model COMBOX-NET.EIP

*D-sub cables are sold separately.

Option

Code No. **7906** Model COMBOX-NET D-sub Cable Set

D-sub 15 cable (500 mm) and D-sub 25 cable (500 mm)

*Since D-sub cable has special size, we recommend the above product.

Compatible controllers

Connectable to all 4 models
All inputs and outputs are handled via network communication.



E4000 controller
S/N: E*****



E3000 controller
S/N: G*****



E2280 controller
S/N: B*****



iSpeed3 controller
S/N: C*****

*Controllers with the above S/Ns or later will display an error or warning code.
Controllers with the S/Ns prior to the above will only indicate the presence or absence of an error or warning.

EKA | COMMERCE

Elektronische Einkaufsplattform

Wir sind digital - Sie auch?

JETZT REGISTRIEREN!

1/4 Millionen Artikel
35 Hersteller









shop.klingseisen.de



Zur Klingseisen-Homepage | Neue Produkte | Aktionen | Kontakt | Über uns | Team

Suchen...

Alle Kategorien | Alle Marken | Warenkorb | Mein Konto

 Fräsen Modulares Fräsen VHM/HSS Fräsen Fräser-Sets Zeige alle	 Drehen - Stechen Außen-Drehen Innen-Drehen Abstechen / Stechdrehen / Stechen Gewindedrehen Zeige alle	 Bohren Vollbohren Reiben Spindeln Fas- und Senkwerkzeuge Zeige alle	 Gewinden Gewindebohren Gewindeschneiden Gewindefräsen Zeige alle
 Aufnahmen Werkzeughalter Spannzangen Werkzeughalter Zubehör Zeige alle	 Ersatzteile & Rohlinge Fräser Rohlinge Ersatzteile Zerspanungswerkzeuge Zeige alle	 Entgraten & Stoßen Deburring Stoßen Zeige alle	 Messmittel & sonstige Werkzeuge Mess- & Prüfmittel Sonstige Werkzeuge Reinigungsmittel Schmiermittel Arbeitsschutz Zeige alle

EKA | COMMERCE

Elektronische Einkaufsplattform



Kundenspezifische Preise



Lagerverfügbarkeiten in Echtzeit



Technische Werkzeugdaten on demand



Hohe Benutzerfreundlichkeit: 3-4 Klicks zum Werkzeug



Experten-Chat in Echtzeit



Favoritenlisten



Bestellhistorie



weitere folgen



eka Klingseisen
Werkzeuge & Maschinen


JETZT REGISTRIEREN!

Erich Klingseisen KG

shop.klingseisen.de
www.klingseisen.de
info@klingseisen.de

www.klingseisen.de

Kontaktieren Sie
unser Team:



Brunnenstraße 2 · 78554 Aldingen
Tel. +49 (0)7424 98192-0 · info@klingseisen.de